


MUNICIPAL SERVICES

TABLE OF CONTENTS

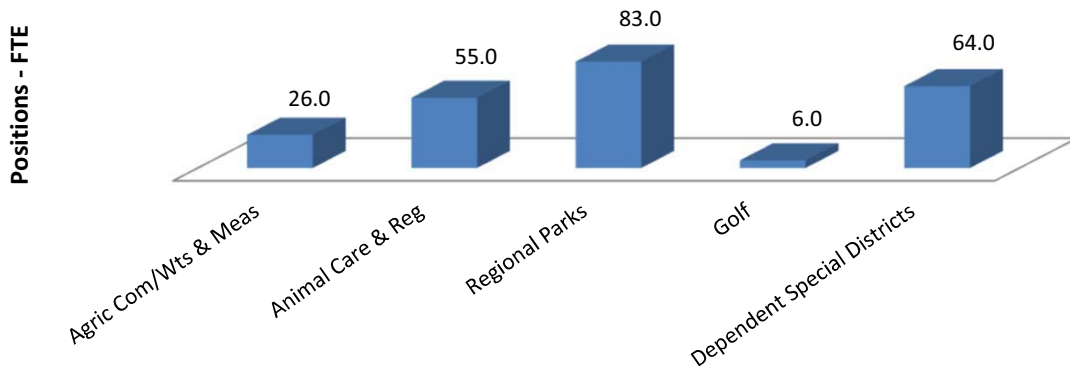
	<u>BUDGET UNIT</u>	<u>PAGE</u>
INTRODUCTION		G-3
AGRICULTURAL COMMISSIONER AND SEALER OF WEIGHTS AND		
MEASURES	3210000	G-5
WILDLIFE SERVICES	3260000	G-12
ANIMAL CARE AND REGULATION	3220000	G-15
COMMUNITY DEVELOPMENT (FOR INFORMATION ONLY)	5720000	G-24
DEPENDENT PARK DISTRICTS		
ANTELOPE ASSESSMENT DISTRICT	9338001	G-26
CARMICHAEL RECREATION AND PARK DISTRICT	9337000	G-30
CARMICHAEL RPD ASSESSMENT DISTRICT	9337100	G-38
FOOTHILL PARK	9338006	G-41
MISSION OAKS MAINTENANCE AND IMPROVEMENT DISTRICT.....	9336001	G-44
MISSION OAKS RECREATION AND PARK DISTRICT	9336100	G-48
SUNRISE RECREATION AND PARK DISTRICT	9338000	G-55
REGIONAL PARKS	6400000	G-61
COUNTY PARKS CFD 2006-1.....	6494000	G-74
COUNTY SERVICE AREA NO. 4B (WILTON/COSUMNES)	6491000	G-78
COUNTY SERVICE AREA NO. 4C (DELTA).....	6492000	G-82
COUNTY SERVICE AREA NO. 4D (HERALD)	6493000	G-86
DEL NORTE OAKS PARK DISTRICT	3516494	G-90
FISH AND GAME PROPAGATION	6460000	G-94
GOLF	6470000	G-98
PARK CONSTRUCTION.....	6570000	G-103

INTRODUCTION

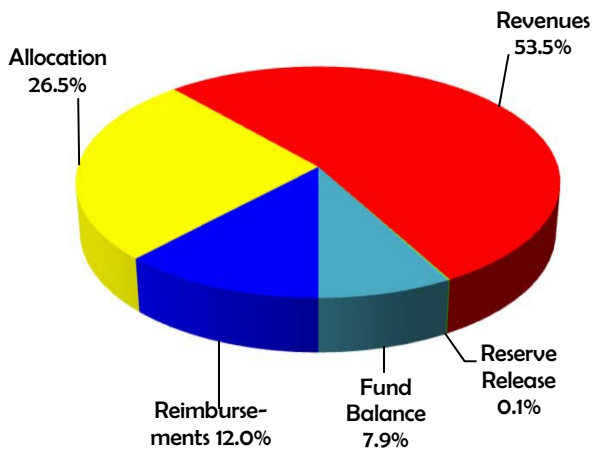
MUNICIPAL SERVICES STRUCTURE ROBERT B. LEONARD, DEPUTY COUNTY EXECUTIVE



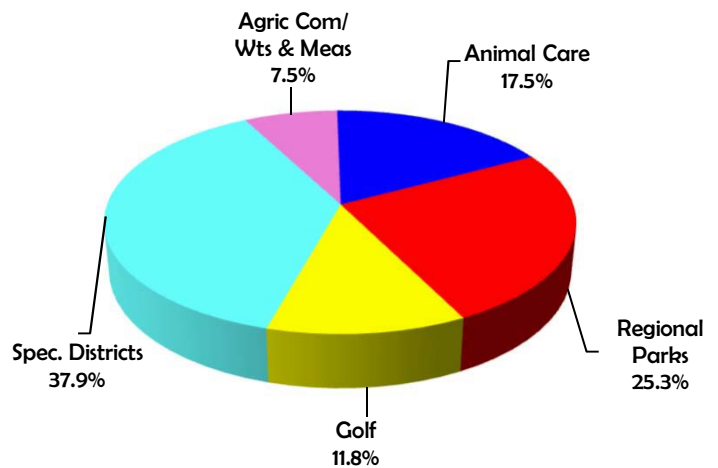
Staffing Trend



Financing Sources



Financing Uses



INTRODUCTION

Municipal Services departments provide consumer protection services, regulatory program services, and management of regional parks and open space to enhance the health, enjoyment and quality of life for the residents of Sacramento County.

Municipal Services departments include:

Agricultural Commissioner/Sealer of Weights and Measures/Wildlife Services — This Department delivers a variety of services and regulatory programs including plant quarantine and pest exclusion, pest detection, pest management, and pesticide use enforcement. The Sealer regulates commercial weighing and measuring devices such as grocery scales, gas pumps, truck scales, and ensuring that full measure is provided in all packaged goods and through automatic checkout devices. Wildlife Services is a cooperative program with the United States Department of Agriculture and Sacramento County and provides for the control of non-domestic animals such as skunks, opossums, raccoons, beavers, coyotes and birds that pose a threat to human health or safety or cause damage to property or livestock.

Animal Care and Regulation – Operates the County Animal Shelter, issues dog and cat licenses, offers animal adoption services, provides field services, conducts low-cost rabies vaccination clinics, and notifies owners of impounded licensed animals and provides for redemption by owners.

Regional Parks – Manages properties of the Regional Parks and Open Space system; educates the public about the use of leisure time activities and the cultural and natural history of the County; provides recreational activities to the general public and special populations of regional significance; manages three championship golf courses: Ancil Hoffman, Cherry Island and Mather; and oversees the long-term lease of Campus Commons Golf Course.

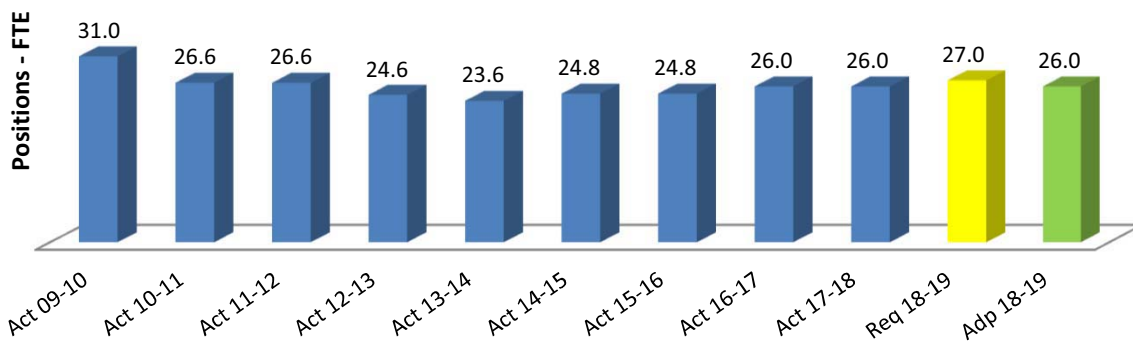
Municipal Services Budget Units/Departments							
Fund	Budget Unit No.	Departments/Budget Units	Requirements	Financing	Net Cost	Positions	
001A	3210000	Agricultural Commission/Wts. & Measures	\$5,057,017	\$3,761,600	\$1,295,417	26.0	
001A	3220000	Animal Care & Regulation	11,857,350	2,041,887	9,815,463	55.0	
001A	6400000	Regional Parks	17,186,248	7,278,465	9,907,783	83.0	
001A	3260000	Wildlife Services	88,482	27,749	60,733	0.0	
GENERAL FUND TOTAL			\$34,189,097	\$13,109,701	\$21,079,396	164.0	
002A	6460000	Fish and Game	\$23,000	\$23,000	\$0	0.0	
006A	6570000	Park Construction	2,050,146	2,050,146	0	0.0	
018A	6470000	Golf	7,978,162	7,978,162	0	6.0	
TOTAL			\$10,051,308	\$10,051,308	\$0	6.0	
Dependent Special Districts							
336A	9336100	Mission Oaks Recreation & Park District	\$4,626,402	\$4,626,402	\$0	22.0	
336B	9336001	Mission Oaks Maintenance/Improvement District	1,611,500	1,611,500	0	0.0	
337A	9337000	Carmichael Recreation & Park District	6,151,588	6,151,588	0	20.0	
337B	9337100	Carmichael RPD Assessment District	789,011	789,011	0	0.0	
338A	9338000	Sunrise Recreation & Park District	11,051,381	11,051,381	0	22.0	
338B	9338001	Antelope Assessment	804,650	804,650	0	0.0	
338F	9338006	Foothill Park	572,299	572,299	0	0.0	
351A	3516494	Del Norte Oaks Park District	7,216	7,216	0	0.0	
560A	6491000	County Service Area No. 4B (Wilton-Cosumnes)	21,060	21,060	0	0.0	
561A	6492000	County Service Area No. 4C (Delta)	49,561	49,561	0	0.0	
562A	6493000	County Service Area No. 4D (Herald)	13,495	13,495	0	0.0	
563A	6494000	County Parks CFD 2006-1	23,449	23,449	0	0.0	
TOTAL			\$25,721,612	\$25,721,612	\$0	64.0	
GRAND TOTAL			\$69,962,017	\$48,882,621	\$21,079,396	234.0	

DEPARTMENTAL STRUCTURE

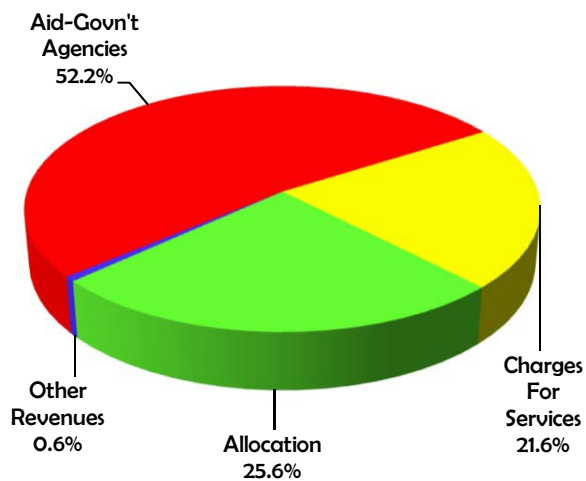
JULI D. JENSEN, DIRECTOR



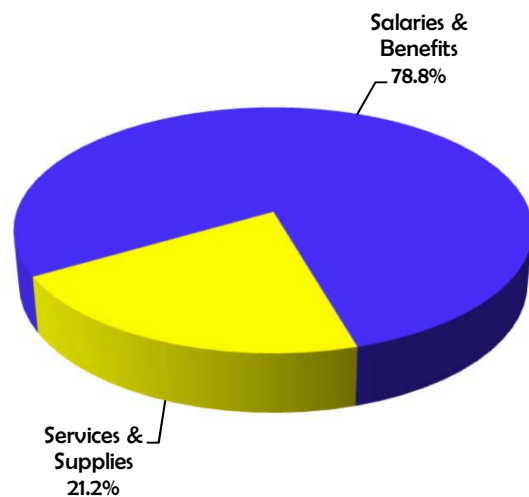
Staffing Trend



Financing Sources



Financing Uses



Summary					
Classification	2016-17 Actual	2017-18 Actual	2017-18 Adopted	2018-19 Recommend	2018-19 Adopted by the Board of Supervisors
1	2	3	4	5	6
Total Requirements	4,349,796	4,840,173	4,767,350	5,057,017	5,057,017
Total Financing	3,317,985	3,633,675	3,379,456	3,761,600	3,761,600
Net Cost	1,031,811	1,206,498	1,387,894	1,295,417	1,295,417
Positions	26.0	26.0	26.0	26.0	26.0

PROGRAM DESCRIPTION:

- The Agricultural Commissioner provides a variety of services and regulatory programs required by state law throughout Sacramento County including plant quarantine and pest exclusion, pest detection, pest management, and pesticide use enforcement.
- The Sealer of Weights and Measures is responsible for the state mandated regulation of commercial weighing and measuring devices such as grocery scales, gas pumps, and truck scales, as well as assuring that full measure is provided in all packaged goods and that automatic checkout devices provide correct pricing information.

MISSION:

To promote and protect Sacramento County agriculture and the environment; ensure the health and safety of our citizens; and to foster confidence and equity in the marketplace through the fair and equitable enforcement of the laws, regulations, and ordinances enacted by the people of the State of California and the County of Sacramento.

GOALS:

- **Agricultural Programs**
 - **Pesticide Use Enforcement** – To provide protection to the public, pesticide handlers, farmworkers and the environment, while allowing California Environmental Protection Agency registered pesticide products to be used in agricultural and non-agricultural situations in compliance with pesticide laws and regulations.
 - **Pest Detection** – To develop and maintain a pest detection program, which provides early warning of infestations of exotic pests detrimental to agriculture or the environment.
 - **Pest Exclusion** – To protect Sacramento County, California agriculture and the environment from invasive pests through the inspection of incoming shipments and conveyances that might harbor plant or animal pests.
 - **General Agriculture** – To ensure that service levels in each program are effective in meeting the needs of Sacramento County growers, processors, and residents. (Glassy Winged Sharpshooter [GWSS]; Crop Statistics; Nursery Inspection; Pest Management; Commodity Regulation).

GOALS (cont.):

- **Weights and Measures Programs:**

- **Device Inspections** – To prove the accuracy and correctness of commercial weighing, measuring and price scanning devices to ensure equity in the marketplace for all businesses and their customers. Inspection of all other commercial devices on an approved schedule.
- **Quantity Control Inspections** – To enforce the Fair Packaging and Labeling Act in an effort to verify that packaged goods contain full measure as described on the product label and to ensure fair competition among packagers and fair value to the consumer.
- **Petroleum Inspections** – To ensure that posted advertising medium at gas stations is accurate and appropriate.
- **Weighmaster Inspections** – To ensure that when value of a product is based on weight determined in the absence of the buyer or seller, that the weight is accurately stated on a certificate issued by the weighmaster.

SIGNIFICANT DEVELOPMENTS DURING FY 2017-18:

The Agricultural Advisory Committee was reactivated and began meeting in December 2017 on a bimonthly basis. They have already begun addressing issues of agricultural significance including pesticide use, land use, and right to farm. The nine member committee includes members from various agricultural industries as well as a public member.

FY 2018-19 BUDGET RECOMMENDED FOR ADOPTION

ADJUSTMENTS TO APPROVED RECOMMENDED 2018-19 BUDGET			
Budget Unit: 3210000 - Agricultural Comm-Sealer Of Wts & Meas			
Detail by Revenue Category and Expenditure Object	Approved Recommended Budget 2018-19	Recommended For Adopted Budget 2018-19	Variance
Intergovernmental Revenues	\$ 2,638,103	\$ 2,638,103	\$ -
Charges for Services	1,091,947	1,091,947	-
Miscellaneous Revenues	31,550	31,550	-
Total Revenue	\$ 3,761,600	\$ 3,761,600	\$ -
Salaries & Benefits	\$ 3,954,227	\$ 3,986,116	\$ 31,889
Services & Supplies	890,233	890,233	-
Expenditure Transfer & Reimbursement	180,668	180,668	-
Total Expenditures/Appropriations	\$ 5,025,128	\$ 5,057,017	\$ 31,889
Net Cost	\$ 1,263,528	\$ 1,295,417	\$ 31,889
Positions	26.0	26.0	0.0

DESCRIPTION OF CHANGES FROM APPROVED RECOMMENDED BUDGET:

- The allocation (net cost) has increased by \$31,889.
- Other Changes
 - Appropriations have increased \$31,889 due to an anticipated increase in negotiated cost of living adjustments.

SCHEDULE:

State Controller Schedule County Budget Act January 2010	County of Sacramento Detail of Financing Sources and Financing Uses Governmental Funds Fiscal Year 2018-19	Schedule 9
---	--	-------------------

Budget Unit **3210000 - Agricultural Comm-Sealer Of Wts & Meas**
 Function **PUBLIC PROTECTION**
 Activity **Protection / Inspection**
 Fund **001A - GENERAL**

Detail by Revenue Category and Expenditure Object	2016-17 Actual	2017-18 Actual	2017-18 Adopted	2018-19 Recommended	2018-19 Adopted by the Board of Supervisors
1	2	3	4	5	6
Intergovernmental Revenues	\$ 2,231,201	\$ 2,530,628	\$ 2,292,113	\$ 2,638,103	\$ 2,638,103
Charges for Services	1,060,184	1,074,947	1,056,593	1,091,947	1,091,947
Miscellaneous Revenues	26,600	28,100	30,750	31,550	31,550
Total Revenue	\$ 3,317,985	\$ 3,633,675	\$ 3,379,456	\$ 3,761,600	\$ 3,761,600
Salaries & Benefits	\$ 3,345,202	\$ 3,639,298	\$ 3,672,547	\$ 3,986,116	\$ 3,986,116
Services & Supplies	926,500	1,010,793	920,675	890,233	890,233
Other Charges	-	24,409	-	-	-
Intrafund Charges	78,094	165,673	174,128	180,668	180,668
Total Expenditures/Appropriations	\$ 4,349,796	\$ 4,840,173	\$ 4,767,350	\$ 5,057,017	\$ 5,057,017
Net Cost	\$ 1,031,811	\$ 1,206,498	\$ 1,387,894	\$ 1,295,417	\$ 1,295,417
Positions	26.0	26.0	26.0	26.0	26.0

2018-19 PROGRAM INFORMATION

BU: 3210000 Agricultural Commissioner-Sealer Of Weights & Measures

Appropriations	Reimbursements		Net	Federal	State	Fees/ Other	Fund Balance	Net Cost	Positions	Vehicles
	Realignment/ Prop 172	Other	Appropriations							

FUNDED

Program No. and Title: 001 Hazardous Materials/ Ag Burn

115,550	0	0	115,550	0	0	115,550	0	0	0.5	1
---------	---	---	---------	---	---	---------	---	---	-----	---

Program Type: Mandated

Countywide Priority: 1 -- Flexible Mandated Countywide/Municipal or Financial Obligations

Strategic Objective: PS2 -- Keep the community safe from environmental hazards and natural disasters

Program Description: California Health and Safety Code and Air Quality Regulations require these programs to be delivered. The choice to deliver them through this department was one made in an effort to provide improved service and efficiency. The programs are fully funded by the contracting departments (Sacramento Air Quality District and Environmental Health).

Program No. and Title: 002 Pest Detection/Exclusion/GWSS

1,900,039	0	0	1,900,039	0	1,681,231	111,055	0	107,753	9.7	14
-----------	---	---	-----------	---	-----------	---------	---	---------	-----	----

Program Type: Mandated

Countywide Priority: 1 -- Flexible Mandated Countywide/Municipal or Financial Obligations

Strategic Objective: EG -- Promote a healthy and growing regional economy and county revenue base through business growth and workforce employability

Program Description: The Pest Detection and Glassy Winged Sharpshooter (GWSS) programs are long standing contract programs that are substantially supported by State and Federal funding. FAC § 6401 requires that the Commissioner "immediately" inspect interstate shipments upon notice of arrival at destination. Contract agreement for GWSS requires inspection of intrastate shipments of nursery stock from So CA. Full cost is charged to the State contracts for the GWSS and Pest Detection programs. Exclusion programs are: High Risk Exclusion including the Canine Inspection Team; inspection of seed fields and commodities for export certification and issuance of Phytosanitary Certificates; and exclusion for Light Brown Apple Moth, Japanese Dodder, and European Grapevine Moth.

Program No. and Title: 003 General Agriculture & Crop Statistics

183,714	0	0	183,714	0	122,625	15,187	0	45,902	1.0	1
---------	---	---	---------	---	---------	--------	---	--------	-----	---

Program Type: Mandated

Countywide Priority: 1 -- Flexible Mandated Countywide/Municipal or Financial Obligations

Strategic Objective: PS1 -- Protect the community from criminal activity, abuse and violence

Program Description: Each of these programs are mandated by the California Food and Agricultural Code. All are delivered at minimal levels tied to their lack of adequate funding. Nursery Inspection being the exception due to significant risk of spreading agricultural and environmentally harmful pests and disease if inadequate inspections are performed. Food and Ag Code § 2279. The commissioner shall compile reports of the condition, acreage, production, and value of the agricultural products in his county. The commissioner may publish such reports, and shall transmit a copy of them to the director.

	<u>Appropriations</u>	<u>Reimbursements</u>		<u>Net Appropriations</u>	<u>Federal</u>	<u>State</u>	<u>Fees/ Other</u>	<u>Fund Balance</u>	<u>Net Cost</u>	<u>Positions</u>	<u>Vehicles</u>
		<u>Realignment/ Prop 172</u>	<u>Other</u>								
<i>Program No. and Title: 004 Pesticide Use Enforcement</i>											
	1,458,733	0	0	1,458,733	0	724,692	36,805	0	697,236	7.1	10
<i>Program Type:</i> Mandated											
<i>Countywide Priority:</i> 1 -- Flexible Mandated Countywide/Municipal or Financial Obligations											
<i>Strategic Objective:</i> PS2 -- Keep the community safe from environmental hazards and natural disasters											
<i>Program Description:</i> The California Food and Ag. Code, Divisions 6 and 7, concerning the registration, sale, transportation and use of pesticides requires the following: • Division 6, Section 11501.5. The director, and the commissioner of each county under the direction and supervision of the director, shall enforce this division and the regulations which are issued pursuant to it. • Division 7, Section 14004. The director, and the commissioner of each county under the direction and supervision of the director, shall enforce this chapter and the regulations issued pursuant to it. Level of inspection is according to an annual work plan based on compliance history as well as local and statewide enforcement focus. Program services are required to be provided upon demand. For example business registrations, restricted materials permits, labor contractor registrations must be provided during normal business hours by an inspector licensed to provide those services.											
<i>Program No. and Title: 005 Weights & Measures</i>											
	1,058,981	0	0	1,058,981	0	25,555	588,900	0	444,526	5.5	7
<i>Program Type:</i> Mandated											
<i>Countywide Priority:</i> 1 -- Flexible Mandated Countywide/Municipal or Financial Obligations											
<i>Strategic Objective:</i> PS1 -- Protect the community from criminal activity, abuse and violence											
<i>Program Description:</i> The California Business and Professions Code mandates Weights and Measures Inspections and Title 5 of the California Code of Regulations specifies frequency of inspections. Quantity Control inspection is mandated, however, the frequency of inspection is not. Penalties for violations often return significant revenues to the General Fund through District Attorney actions.											
<i>Program No. and Title: 006 Automated Point of Sale Systems</i>											
	340,000	0	0	340,000	0	0	340,000	0	0	2.2	3
<i>Program Type:</i> Self-Supporting											
<i>Countywide Priority:</i> 2 -- Discretionary Law-Enforcement											
<i>Strategic Objective:</i> PS1 -- Protect the community from criminal activity, abuse and violence											
<i>Program Description:</i> The Automated Point of Sale Inspection Program is a fully funded discretionary program recently endorsed by the Board of Supervisors to provide improved consumer protection in the retail trade.											
FUNDED											
	5,057,017	0	0	5,057,017	0	2,554,103	1,207,497	0	1,295,417	26.0	36
GRAND TOTAL FUNDED											
	5,057,017	0	0	5,057,017	0	2,554,103	1,207,497	0	1,295,417	26.0	36

<u>Appropriations</u>	<u>Reimbursements</u>		<u>Net</u>	<u>Federal</u>	<u>State</u>	<u>Fees/</u>	<u>Fund</u>	<u>Net</u>	<u>Positions</u>	<u>Vehicles</u>
	<u>Realignment/</u>	<u>Other</u>	<u>Appropriations</u>			<u>Other</u>	<u>Balance</u>	<u>Cost</u>		
	<u>Prop 172</u>									

GROWTH REQUEST NOT RECOMMENDED

Program No. and Title: 004 Pesticide Use Enforcement

111,194	0	0	111,194	0	0	0	0	111,194	1.0	1
---------	---	---	---------	---	---	---	---	---------	-----	---

Program Type: Mandated

Countywide Priority: 1 -- Flexible Mandated Countywide/Municipal or Financial Obligations

Strategic Objective: PS2 -- Keep the community safe from environmental hazards and natural disasters

Program Description: 1.0 FTE Inspector position and an accompanying vehicle for a field position.

Program No. and Title: 004 Pesticide Use Enforcement

32,067	0	0	32,067	0	0	0	0	32,067	0.0	0
--------	---	---	--------	---	---	---	---	--------	-----	---

Program Type: Mandated

Countywide Priority: 1 -- Flexible Mandated Countywide/Municipal or Financial Obligations

Strategic Objective: PS2 -- Keep the community safe from environmental hazards and natural disasters

Program Description: This growth item is the replacement of a vehicle (Class 660 pickup truck) that belongs to the Department.

Program No. and Title: 004 Pesticide Use Enforcement

2,800	0	0	2,800	0	0	0	0	2,800	0.0	0
-------	---	---	-------	---	---	---	---	-------	-----	---

Program Type: Mandated

Countywide Priority: 1 -- Flexible Mandated Countywide/Municipal or Financial Obligations

Strategic Objective: PS2 -- Keep the community safe from environmental hazards and natural disasters

Program Description: Office Chairs. The department is in need of new office chairs; many chairs are very old and have been through their life cycle.

GROWTH REQUEST NOT RECOMMENDED										
146,061	0	0	146,061	0	0	0	0	146,061	1.0	1

GRAND TOTAL NOT RECOMMENDED										
146,061	0	0	146,061	0	0	0	0	146,061	1.0	1

Summary

Classification	2016-17 Actual	2017-18 Actual	2017-18 Adopted	2018-19 Recommend	2018-19 Adopted by the Board of Supervisors
1	2	3	4	5	6
Total Requirements	81,434	85,904	85,905	88,482	88,482
Total Financing	23,396	24,296	24,296	27,749	27,749
Net Cost	58,038	61,608	61,609	60,733	60,733

PROGRAM DESCRIPTION:

- Wildlife Services is a cooperative program with the United States Department of Agriculture (USDA) and the County. The program provides for the control of non-domestic animals such as skunks, opossums, raccoons, beavers, coyotes and birds that pose a threat to human health or safety or cause damage to property or livestock in the unincorporated portions of the County and within the jurisdictions of incorporated city collaborators. All incorporated cities within the County, except the City of Sacramento and Citrus Heights, participate financially in the program, commensurate to the services provided to their residents.
- This budget unit is administered by the Agricultural/Sealer of Weights and Measures.

MISSION:

Provide service and protection through sound wildlife management practices.

GOALS:

- To safeguard public health and safety and protect Sacramento County’s agricultural, industrial, and natural resources through the science and practice of wildlife management.
- To provide a program that will reasonably assure county residents that they may safely enjoy parks, recreation areas, and residential neighborhoods while minimizing the threat of harm from non-domestic animals.
- To provide the agricultural industry and county residents with protection from damage to property and injury to livestock or domestic pets caused by non- domestic animals.
- To respond to all requests for service in a timely manner.
- To provide expert service and advice to the County residents and the agricultural community requesting help with problems caused by non-domestic animals.

SIGNIFICANT DEVELOPMENTS DURING FY 2017-18:

USDA continues to engage in several agreements with other jurisdictions for special projects to help backfill the revenues lost when the cities of Sacramento and Citrus Heights did not renew their MOU agreements in Fiscal Years 2012-13 and 2015-16 respectively. Although the loss of both cities has resulted in reducing the Full-Time Equivalent from 2.0 to 1.4, USDA’s additional agreements with other jurisdictions for special projects prevented the loss of federal personnel providing the services and allowed the remaining jurisdictions with County MOUs to receive uninterrupted service.

FY 2018-19 BUDGET RECOMMENDED FOR ADOPTION

ADJUSTMENTS TO APPROVED RECOMMENDED 2018-19 BUDGET			
Budget Unit: 3260000 - Wildlife Services			
Detail by Revenue Category and Expenditure Object	Approved Recommended Budget 2018-19	Recommended For Adopted Budget 2018-19	Variance
Charges for Services	\$ 27,749	\$ 27,749	-
Total Revenue	\$ 27,749	\$ 27,749	-
Other Charges	\$ 88,482	\$ 88,482	-
Total Expenditures/Appropriations	\$ 88,482	\$ 88,482	-
Net Cost	\$ 60,733	\$ 60,733	-

DESCRIPTION OF CHANGES FROM APPROVED RECOMMENDED BUDGET:

The allocation (net cost) has not changed.

SCHEDULE:

State Controller Schedule County Budget Act January 2010		County of Sacramento Detail of Financing Sources and Financing Uses Governmental Funds Fiscal Year 2018-19			Schedule 9	
		Budget Unit	3260000 - Wildlife Services			
		Function	PUBLIC PROTECTION			
		Activity	Other Protection			
		Fund	001A - GENERAL			
Detail by Revenue Category and Expenditure Object	2016-17 Actual	2017-18 Actual	2017-18 Adopted	2018-19 Recommended	2018-19 Adopted by the Board of Supervisors	
1	2	3	4	5	6	
Charges for Services	\$ 23,396	\$ 24,296	\$ 24,296	\$ 27,749	\$	27,749
Total Revenue	\$ 23,396	\$ 24,296	\$ 24,296	\$ 27,749	\$	27,749
Other Charges	\$ 81,434	\$ 85,904	\$ 85,905	\$ 88,482	\$	88,482
Total Expenditures/Appropriations	\$ 81,434	\$ 85,904	\$ 85,905	\$ 88,482	\$	88,482
Net Cost	\$ 58,038	\$ 61,608	\$ 61,609	\$ 60,733	\$	60,733

2018-19 PROGRAM INFORMATION

BU: 3260000 Wildlife Services

<u>Appropriations</u>	<u>Reimbursements</u>		<u>Net</u>	<u>Federal</u>	<u>State</u>	<u>Fees/</u>	<u>Fund</u>	<u>Net</u>	<u>Positions</u>	<u>Vehicles</u>
	<u>Realignment/</u>	<u>Other</u>	<u>Appropriations</u>			<u>Other</u>	<u>Balance</u>	<u>Cost</u>		
	<u>Prop 172</u>									

FUNDED

Program No. and Title: 001 Wildlife Services

88,482	0	0	88,482	0	0	27,749	0	60,733	0.0	0
--------	---	---	--------	---	---	--------	---	--------	-----	---

Program Type: Discretionary

Countywide Priority: 6 -- Prevention/Intervention Programs

Strategic Objective: PS2 -- Keep the community safe from environmental hazards and natural disasters

Program Description: Non-domestic animals pose a risk to public health & safety as well as damage to properties. The county contracts with USDA to provide the services of USDA employees to respond to Wildlife issues within the boundary of Sacramento County.

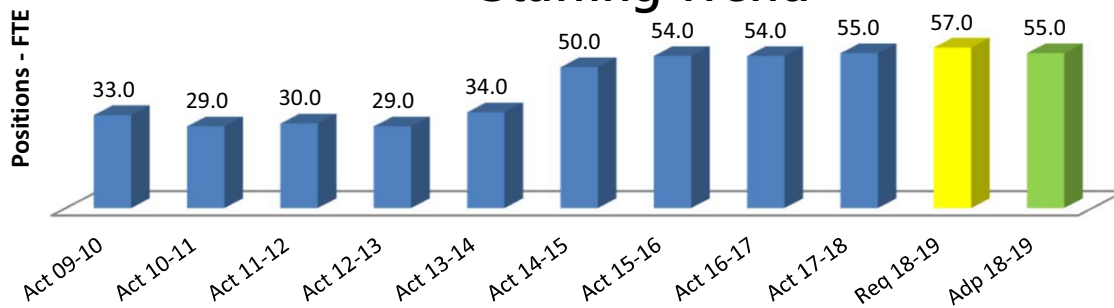
FUNDED	88,482	0	0	88,482	0	0	27,749	0	60,733	0.0	0
---------------	--------	---	---	--------	---	---	--------	---	--------	-----	---

GRAND TOTAL FUNDED	88,482	0	0	88,482	0	0	27,749	0	60,733	0.0	0
---------------------------	--------	---	---	--------	---	---	--------	---	--------	-----	---

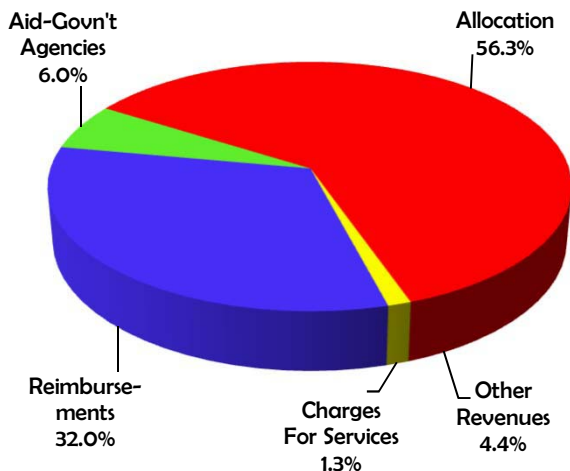
DEPARTMENTAL STRUCTURE
DAVE DICKINSON, DIRECTOR



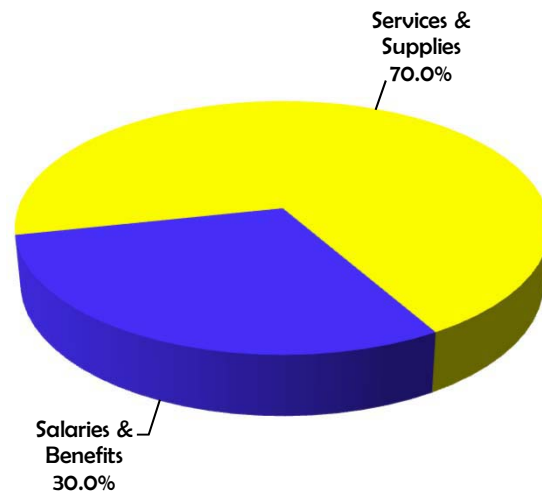
Staffing Trend



Financing Sources



Financing Uses



Summary					
Classification	2016-17 Actual	2017-18 Actual	2017-18 Adopted	2018-19 Recommend	2018-19 Adopted by the Board of Supervisors
1	2	3	4	5	6
Total Requirements	9,139,992	10,857,316	11,493,501	11,857,350	11,857,350
Total Financing	2,012,343	2,064,140	1,852,833	2,041,887	2,041,887
Net Cost	7,127,649	8,793,176	9,640,668	9,815,463	9,815,463
Positions	54.0	55.0	55.0	55.0	55.0

PROGRAM DESCRIPTION:

The Department of Animal Care and Regulation:

- As required by state mandate, conducts a rabies prevention program through licensing and vaccination compliance and enforces California laws and county ordinances pertaining to animals.
- Operates the County Animal Shelter providing proactive animal adoption programs, foster and rescue programs and provides in-house veterinary medical care and spay/neuter services.
- Responds to complaints of animal bites or attacks, loose animals, nuisance complaints, cruelty and negligence concerns and emergency calls for animals in immediate danger or causing a public safety hazard such as an animal in traffic or an aggressive dog on school grounds.
- Provides twenty-four-hour emergency field services for response to injured and aggressive animals and to all public safety issues, as well as provides assistance to outside enforcement agencies when animals are involved.
- Provides funding to various nonprofit and community-based low-cost spay/neuter and vaccination clinic groups to optimize long-term reduction in volume of sheltered animals by paying for services for pets.
- Operates a mobile veterinary clinic program – the Bradshaw Animal Assistance Team (BAAT) – to provide no-cost vaccination, wellness and spay/neuter services directly in communities from which the shelter experiences higher than average intake of animals and for which demographics evidence a greater than average percentage of residents are living under low income or poverty conditions. The program is designed to promote the home retention of pets who might be surrendered to the shelter for medical needs and the prevention of litters of puppies and kittens who would be surrendered to the animal shelter when pet owner cannot place them in homes and can no longer keep them.
- Partners with local agencies for disaster preparation/response for animal care and support issues.
- Operates a Volunteer Program with more than 200 active volunteers who assist the shelter in a variety of capacities, including daily cleaning/feeding, fundraising, animal socialization, customer service, adoption counseling, fostering, mobile events, clerical duties, grooming and general shelter maintenance.

MISSION:

To provide public safety and protect the health and welfare of animals in our community.

GOALS:

- Provide a safe haven for all animals that enter our care and provide exceptional animal care services to our customers, both humans and animals.
- Increase the number of low-cost spay and neuter options in our region.
- Increase the number of animals that are adopted, returned to owner and rescued to achieve 90 percent live release rate.
- Continue to improve and expand operations to solidify the shelter as the premier animal care facility in the Sacramento region.
- Deliver first class customer service to our constituents.
- Establish a comfortable, professional and rewarding environment for all staff and volunteers.
- Build and enhance volunteer services.
- Expand our existing donor base by continuing to engage the community.

SIGNIFICANT DEVELOPMENTS DURING FY 2017-18:

- Implemented Animal Welfare Initiative to increase the Live Release Rate goal of 90 percent.
- Increase staffing and patrol as part of the Parkways and Unincorporated Communities Clean-up and Safety Initiative.

FY 2018-19 APPROVED RECOMMENDED BUDGET**RECOMMENDED GROWTH FOR FY 2018-19:**

- One-time recommended growth requests include:
 - Appropriations of \$203,851 offset by revenues of \$203,851.
- Details are included in the Program Information – Growth Request Recommended section of this budget unit.

FY 2018-19 BUDGET RECOMMENDED FOR ADOPTION

ADJUSTMENTS TO APPROVED RECOMMENDED 2018-19 BUDGET			
Budget Unit: 3220000 - Animal Care And Regulation			
Detail by Revenue Category and Expenditure Object	Approved Recommended Budget 2018-19	Recommended For Adopted Budget 2018-19	Variance
Licenses, Permits & Franchises	\$ 420,000	\$ 420,000	\$ -
Intergovernmental Revenues	1,049,489	1,049,489	-
Charges for Services	219,000	219,000	-
Miscellaneous Revenues	323,351	351,398	28,047
Other Financing Sources	2,000	2,000	-
Total Revenue	\$ 2,013,840	\$ 2,041,887	\$ 28,047
Salaries & Benefits	\$ 5,190,980	\$ 5,230,023	\$ 39,043
Services & Supplies	4,518,836	4,546,883	28,047
Other Charges	960	960	-
Expenditure Transfer & Reimbursement	2,079,484	2,079,484	-
Total Expenditures/Appropriations	\$ 11,790,260	\$ 11,857,350	\$ 67,090
Net Cost	\$ 9,776,420	\$ 9,815,463	\$ 39,043
Positions	55.0	55.0	0.0

DESCRIPTION OF CHANGES FROM APPROVED RECOMMENDED BUDGET:

- The allocation (net cost) has increased \$39,043.
- Additional Recommended Growth
 - Recommended one-time growth request includes \$28,047 in net appropriations, \$28,047 in revenue and \$0 in net cost.
 - Growth details are included in the Program Information – Growth Requests Recommended for September section of this budget unit.
- Other Changes
 - Appropriations have increased \$39,043 due to an anticipated increase in negotiated cost of living adjustments.

SCHEDULE:

State Controller Schedule County Budget Act January 2010	County of Sacramento Detail of Financing Sources and Financing Uses Governmental Funds Fiscal Year 2018-19	Schedule 9
---	--	-------------------

Budget Unit **3220000 - Animal Care And Regulation**
 Function **PUBLIC PROTECTION**
 Activity **Other Protection**
 Fund **001A - GENERAL**

Detail by Revenue Category and Expenditure Object	2016-17 Actual	2017-18 Actual	2017-18 Adopted	2018-19 Recommended	2018-19 Adopted by the Board of Supervisors
1	2	3	4	5	6
Taxes	\$ 2,850	\$ -	\$ -	\$ -	-
Licenses, Permits & Franchises	358,982	580,287	400,000	420,000	420,000
Revenue from Use Of Money & Property	-	718	-	-	-
Intergovernmental Revenues	1,104,575	891,300	826,333	1,049,489	1,049,489
Charges for Services	212,485	208,254	295,300	219,000	219,000
Miscellaneous Revenues	332,516	382,993	329,200	351,398	351,398
Other Financing Sources	935	588	2,000	2,000	2,000
Total Revenue	\$ 2,012,343	\$ 2,064,140	\$ 1,852,833	\$ 2,041,887	\$ 2,041,887
Salaries & Benefits	\$ 4,372,026	\$ 4,621,869	\$ 4,960,389	\$ 5,230,023	\$ 5,230,023
Services & Supplies	3,751,740	3,983,517	4,205,273	4,546,883	4,546,883
Other Charges	944	258,221	287,195	960	960
Equipment	85	-	-	-	-
Interfund Charges	830,706	1,660,638	1,660,638	1,658,238	1,658,238
Intrafund Charges	4,464,083	5,663,999	5,710,929	6,002,354	6,002,354
Intrafund Reimb	(4,279,592)	(5,330,928)	(5,330,923)	(5,581,108)	(5,581,108)
Total Expenditures/Appropriations	\$ 9,139,992	\$ 10,857,316	\$ 11,493,501	\$ 11,857,350	\$ 11,857,350
Net Cost	\$ 7,127,649	\$ 8,793,176	\$ 9,640,668	\$ 9,815,463	\$ 9,815,463
Positions	54.0	55.0	55.0	55.0	55.0

2018-19 PROGRAM INFORMATION

BU: 3220000 Animal Care And Regulation

<u>Appropriations</u>	<u>Reimbursements</u>		<u>Net</u>	<u>Federal</u>	<u>State</u>	<u>Fees/</u>	<u>Fund</u>	<u>Net</u>	<u>Positions</u>	<u>Vehicles</u>
	<u>Realignment/</u>	<u>Other</u>	<u>Appropriations</u>			<u>Other</u>	<u>Balance</u>	<u>Cost</u>		
	<u>Prop 172</u>									

FUNDED

Program No. and Title: 001 Dog and Cat Licenses

683,485	0	0	683,485	0	0	430,696	0	252,789	3.5	0
---------	---	---	---------	---	---	---------	---	---------	-----	---

Program Type: Mandated

Countywide Priority: 0 -- Specific Mandated Countywide/Municipal or Financial Obligations

Strategic Objective: HS3 -- Keep the community free from communicable disease

Program Description: The licensing program is a core function and is a component of the rabies control mandate keeping communities free of rabies by ensuring animals are vaccinated.

Program No. and Title: 002 Kennel Services

4,788,922	0	0	4,788,922	0	0	926,563	0	3,862,359	22.5	1
-----------	---	---	-----------	---	---	---------	---	-----------	------	---

Program Type: Mandated

Countywide Priority: 1 -- Flexible Mandated Countywide/Municipal or Financial Obligations

Strategic Objective: C1 -- Develop and sustain livable and attractive neighborhoods and communities

Program Description: The County is mandated to maintain an impound system to house stray animals for a prescribed holding time, attempt to reunite the animals with their owners or adopt or transfer such animals to rescue groups when possible and provide humane euthanasia for irremediable suffering and unadoptable animals.

Program No. and Title: 003 Volunteer Program

230,649	0	0	230,649	0	0	41,252	0	189,397	1.0	1
---------	---	---	---------	---	---	--------	---	---------	-----	---

Program Type: Discretionary

Countywide Priority: 6 -- Prevention/Intervention Programs

Strategic Objective: C2 -- Promote opportunities for civic involvement

Program Description: The volunteer program provides oversight and training for volunteers who assist with caring for sheltered animals, liaison with the public, and provide information for adoptions, responsible animal ownership, and department services and needs.

Program No. and Title: 004 Veterinary Program

1,117,003	0	0	1,117,003	0	0	264,153	0	852,850	3.0	0
-----------	---	---	-----------	---	---	---------	---	---------	-----	---

Program Type: Mandated

Countywide Priority: 0 -- Specific Mandated Countywide/Municipal or Financial Obligations

Strategic Objective: C1 -- Develop and sustain livable and attractive neighborhoods and communities

Program Description: The veterinary program provides medical care to sheltered animals and performs spay/neuter surgeries on adopted animals as required by state law.

	<u>Appropriations</u>	<u>Reimbursements</u>		Net Appropriations	Federal	State	Fees/ Other	Fund Balance	Net Cost	Positions	Vehicles
		Realignment/ Prop 172	Other								
<i>Program No. and Title: 005 Dispatch and Field Services</i>											
	3,919,067	0	0	3,919,067	0	0	21,325	0	3,897,742	17.0	11
<i>Program Type:</i> Mandated											
<i>Countywide Priority:</i> 0 -- Specific Mandated Countywide/Municipal or Financial Obligations											
<i>Strategic Objective:</i> C1 -- Develop and sustain livable and attractive neighborhoods and communities											
<i>Program Description:</i> Dispatch and Field Services provides public safety response, including rabies control through impoundment of stray animals, investigation and quarantine of bite or rabies suspect animals, investigation of animal abandonment/cruelty, aggressive/vicious animals, and assistance to fire and law enforcement in situations involving animals.											
<i>Program No. and Title: 006 Administration</i>											
	5,623,200	0	-5,581,108	42,092	0	0	37,000	0	5,092	5.0	0
<i>Program Type:</i> Discretionary											
<i>Countywide Priority:</i> 5 -- General Government											
<i>Strategic Objective:</i> IS -- Internal Support											
<i>Program Description:</i> Administration provides financial services, human resources, facilities management, database management, development of policies and procedures, implementation of programs, and oversight of general operations. (Appropriation includes Allocated Costs)											
<i>Program No. and Title: 007 Community Outreach Services (formerly Commuter - Mobile Clinic)</i>											
	654,288	0	0	654,288	0	0	80,000	0	574,288	2.0	1
<i>Program Type:</i> Discretionary											
<i>Countywide Priority:</i> 4 -- Sustainable and Livable Communities											
<i>Strategic Objective:</i> C1 -- Develop and sustain livable and attractive neighborhoods and communities											
<i>Program Description:</i> Provides no-cost vaccinations, wellness services and spay/neuter surgeries, directly in at-need communities via a mobile veterinary clinic. Community spay/neuter grants to high-volume nonprofit spay/neuter clinics are budgeted in this program as well.											
<i>Program No. and Title: 008 Adoption Center: Petco</i>											
	189,946	0	0	189,946	0	0	9,000	0	180,946	1.0	0
<i>Program Type:</i> Discretionary											
<i>Countywide Priority:</i> 4 -- Sustainable and Livable Communities											
<i>Strategic Objective:</i> C1 -- Develop and sustain livable and attractive neighborhoods and communities											
<i>Program Description:</i> In-store adoption center at Petco 8840 Madison Ave, providing a non-shelter venue for adoptions.											
FUNDED											
	17,206,560	0	-5,581,108	11,625,452	0	0	1,809,989	0	9,815,463	55.0	14

<u>Appropriations</u>	<u>Reimbursements</u>		<u>Net</u>	<u>Federal</u>	<u>State</u>	<u>Fees/</u>	<u>Fund</u>	<u>Net</u>	<u>Positions</u>	<u>Vehicles</u>
	<u>Realignment/</u>	<u>Other</u>	<u>Appropriations</u>			<u>Other</u>	<u>Balance</u>	<u>Cost</u>		
	<u>Prop 172</u>									

GROWTH REQUEST RECOMMENDED (APPROVED IN JUNE)

Program No. and Title: 002 Kennel Services

17,451	0	0	17,451	0	0	17,451	0	0	0.0	0
--------	---	---	--------	---	---	--------	---	---	-----	---

Program Type: Self-Supporting

Countywide Priority: 4 -- Sustainable and Livable Communities

Strategic Objective: C1 -- Develop and sustain livable and attractive neighborhoods and communities

Program Description: Allocate restricted-purpose donation funding to various expenditures in Kennel Services – special food for kittens/puppies/special medical needs (\$6,076), pet pantry food supplies (\$2,600), foster program supplies (\$775), and dog enrichment, exercise and behavioral training supplies (\$8,000).

Program No. and Title: 004 Veterinary Program

70,000	0	0	70,000	0	0	70,000	0	0	0.0	0
--------	---	---	--------	---	---	--------	---	---	-----	---

Program Type: Self-Supporting

Countywide Priority: 6 -- Prevention/Intervention Programs

Strategic Objective: C1 -- Develop and sustain livable and attractive neighborhoods and communities

Program Description: Return to Field Spay and Neuter Program for cats - maintain program at current level of services.

Program No. and Title: 005 Dispatch and Field Services

9,400	0	0	9,400	0	0	9,400	0	0	0.0	0
-------	---	---	-------	---	---	-------	---	---	-----	---

Program Type: Self-Supporting

Countywide Priority: 1 -- Flexible Mandated Countywide/Municipal or Financial Obligations

Strategic Objective: CJ -- Ensure a fair and just criminal justice system

Program Description: Allocate restricted-purpose donation funding - Training for Animal Control Officers on rabies vectors, transmission and prevention; investigation of neglect, abuse and cruelty (timely with the District Attorney’s creation of the Animal Cruelty Task Force), and various safe and humane capture techniques for animals posing danger to the public or injured and fearful.

Program No. and Title: 007 Community Outreach

107,000	0	0	107,000	0	0	107,000	0	0	0.0	0
---------	---	---	---------	---	---	---------	---	---	-----	---

Program Type: Self-Supporting

Countywide Priority: 6 -- Prevention/Intervention Programs

Strategic Objective: C1 -- Develop and sustain livable and attractive neighborhoods and communities

Program Description: Community outreach and spay/neuter services - Use \$100,000 of general donation money to fund community spay/neuter efforts and will be split \$50,000 to ASN and \$50,000 to SSPCA. Use \$7,000 of restricted donation money to fund microchips, collars, tags, and vaccines for the Bradshaw Animal Assistance Team (BAAT) mobile veterinary clinic programs.

GROWTH REQUEST RECOMMENDED (APPROVED IN JUNE)

203,851	0	0	203,851	0	0	203,851	0	0	0.0	0
---------	---	---	---------	---	---	---------	---	---	-----	---

<u>Appropriations</u>	<u>Reimbursements</u>		<u>Net</u>	<u>Federal</u>	<u>State</u>	<u>Fees/</u>	<u>Fund</u>	<u>Net</u>	<u>Positions</u>	<u>Vehicles</u>
	<u>Realignment/</u>	<u>Other</u>	<u>Appropriations</u>			<u>Other</u>	<u>Balance</u>	<u>Cost</u>		
	<u>Prop 172</u>									

GROWTH REQUEST RECOMMENDED (APPROVED IN SEPTEMBER)

Program No. and Title: 002 Kennel Services

28,047	0	0	28,047	0	0	28,047	0	0	0.0	0
--------	---	---	--------	---	---	--------	---	---	-----	---

Program Type: Self-Supporting

Countywide Priority: 4 -- Sustainable and Livable Communities

Strategic Objective: C1 -- Develop and sustain livable and attractive neighborhoods and communities

Program Description: Allocate restricted purpose donation funding to emergency and specialty medical services. Contracting for these services will supplement the services provided by County veterinarians, and help reach and sustain a 90% live release rate.

GROWTH REQUEST RECOMMENDED (APPROVED IN SEPTEMBER)

28,047	0	0	28,047	0	0	28,047	0	0	0.0	0
--------	---	---	--------	---	---	--------	---	---	-----	---

GRAND TOTAL FUNDED

17,438,458	0	-5,581,108	11,857,350	0	0	2,041,887	0	9,815,463	55.0	14
------------	---	------------	------------	---	---	-----------	---	-----------	------	----

GROWTH REQUEST NOT RECOMMENDED

Program No. and Title: 005 Dispatch and Field Services

83,379	0	0	83,379	0	0	17,660	0	65,719	1.0	0
--------	---	---	--------	---	---	--------	---	--------	-----	---

Program Type: Discretionary

Countywide Priority: 4 -- Sustainable and Livable Communities

Strategic Objective: C1 -- Develop and sustain livable and attractive neighborhoods and communities

Program Description: Senior Animal Control Officer - provide a more appropriate job classification for the Foster/Rescue Program Coordinator responsibilities and devote full attention to the program

Program No. and Title: 006 Administration

173,066	0	0	173,066	0	0	20,050	0	153,016	1.0	0
---------	---	---	---------	---	---	--------	---	---------	-----	---

Program Type: Discretionary

Countywide Priority: 4 -- Sustainable and Livable Communities

Strategic Objective: C1 -- Develop and sustain livable and attractive neighborhoods and communities

Program Description: Assistant Director Animal Care and Regulation -The addition of this position will free the Director from some of the daily maintenance and operations coordination and problem-solving and permit the Director to focus more time on overall department leadership, policies, goals, and direction, as well as public relations, community outreach and networking with other animal care and regulation agencies and associations.

GROWTH REQUEST NOT RECOMMENDED

256,445	0	0	256,445	0	0	37,710	0	218,735	2.0	0
---------	---	---	---------	---	---	--------	---	---------	-----	---

GRAND TOTAL NOT RECOMMENDED

256,445	0	0	256,445	0	0	37,710	0	218,735	2.0	0
---------	---	---	---------	---	---	--------	---	---------	-----	---

Summary

Classification	2016-17 Actual	2017-18 Actual	2017-18 Adopted	2018-19 Recommend	2018-19 Adopted by the Board of Supervisors
1	2	3	4	5	6
Total Requirements	21,045,044	-	-	-	-
Total Financing	20,807,578	-	-	-	-
Net Cost	237,466	-	-	-	-
Positions	237.8	0.0	0.0	0.0	0.0

PROGRAM DESCRIPTION:

- Effective May 11, 2017, the Board of Supervisors abolished the Department of Community Development, which was comprised of six divisions; Administrative Services, Building Permits and Inspection, Code Enforcement, County Engineering, Planning and Environmental Review, and Economic Development and Marketing.
- The Office of Development and Code Services was also established and is comprised of five divisions; Administrative Services, Building Permits and Inspection, Code Enforcement, and County Engineering from the Department of Community Development and Construction Management and Inspection from the Department of General Services.
- The Office of Planning and Environmental Review and the Office of Economic Development shifted from the Department of Community Development to separate budget units and report directly to the County Executive.
- The 240.8 positions transferred or deleted as identified below:
 - 129.0 FTE transferred to Development and Code BU 2151000.
 - 51.0 FTE transferred to Code Enforcement BU 5725729.
 - 58.8 FTE transferred to Planning and Environmental Review BU 5725728.
 - 1.0 FTE transferred to Economic Development BU 3870000.
 - 1.0 FTE deleted - Director of Community Development.

FOR INFORMATION ONLY

SCHEDULE:

State Controller Schedule County Budget Act January 2010	County of Sacramento Detail of Financing Sources and Financing Uses Governmental Funds Fiscal Year 2018-19	Schedule 9
---	--	-------------------

Budget Unit **5720000 - Community Development**
 Function **PUBLIC PROTECTION**
 Activity **Other Protection**
 Fund **001A - GENERAL**

Detail by Revenue Category and Expenditure Object	2016-17 Actual	2017-18 Actual	2017-18 Adopted	2018-19 Recommended	2018-19 Adopted by the Board of Supervisors
1	2	3	4	5	6
Licenses, Permits & Franchises	\$ 15,336	\$ -	\$ -	\$ -	-
Fines, Forfeitures & Penalties	45,654	-	-	-	-
Revenue from Use Of Money & Property	(13,096)	-	-	-	-
Charges for Services	20,604,005	-	-	-	-
Miscellaneous Revenues	155,679	-	-	-	-
Total Revenue	\$ 20,807,578	\$ -	\$ -	\$ -	-
Salaries & Benefits	\$ 15,285,134	\$ -	\$ -	\$ -	-
Services & Supplies	5,377,220	-	-	-	-
Other Charges	241,774	-	-	-	-
Equipment	52,236	-	-	-	-
Interfund Reimb	(126,476)	-	-	-	-
Intrafund Charges	3,275,537	-	-	-	-
Intrafund Reimb	(3,060,381)	-	-	-	-
Total Expenditures/Appropriations	\$ 21,045,044	\$ -	\$ -	\$ -	-
Net Cost	\$ 237,466	\$ -	\$ -	\$ -	-
Positions	237.8	0.0	0.0	0.0	0.0

Summary

Classification	2016-17 Actual	2017-18 Actual	2017-18 Adopted	2018-19 Recommend	2018-19 Adopted by the Board of Supervisors
1	2	3	4	5	6
Total Requirements	658,033	650,253	650,418	804,650	804,650
Total Financing	684,359	714,073	650,418	804,650	804,650
Net Cost	(26,326)	(63,820)	-	-	-

PROGRAM DESCRIPTION:

The Sunrise Park Maintenance and Recreation Improvement Assessment District (Antelope Area) was approved by the voters in July 2002 to provide funding for installation, maintenance, and servicing of public facilities, as well as debt service, issuance costs, and other expenses associated with the issuance and administration of bonds, lease obligations, or other financing for the public facilities and improvements within the Antelope Area Assessment District.

MISSION:

Our mission is to provide funding for installation, maintenance, and servicing of public facilities, as well as debt service, issuance costs, and other expenses associated with the issuance and administration of bonds, lease obligations, or other financing for the public facilities and improvements within the Antelope Area Assessment District.

FY 2018-19 APPROVED RECOMMENDED BUDGET

BUDGET RESERVE BALANCES FOR FY 2018-19:

Reserve – \$1,333,956

Reserve reflects a decrease of \$81,304 from the Fiscal Year 2017-18 Adopted Budget. This is due to a reimbursement to the 338A fund for improvements made in the in Assessment District during Fiscal Year 2017-18.

FY 2018-19 BUDGET RECOMMENDED FOR ADOPTION

ADJUSTMENTS TO APPROVED RECOMMENDED 2018-19 BUDGET			
Budget Unit: 9338001 - Antelope Assessment			
Detail by Revenue Category and Expenditure Object	Approved Recommended Budget 2018-19	Recommended For Adopted Budget 2018-19	Variance
Fund Balance	\$ -	\$ 63,819	\$ 63,819
Reserve Release	81,304	81,304	-
Revenue from Use Of Money & Property	8,500	8,500	-
Charges for Services	633,444	651,027	17,583
Total Revenue	\$ 723,248	\$ 804,650	\$ 81,402
Services & Supplies	\$ 198,335	\$ 249,335	\$ 51,000
Other Charges	443,609	443,609	-
Capital Assets			
Total Capital Assets	-	-	-
Transfers In & Out	\$ 81,304	\$ 81,304	-
Appropriation for Contingencies	-	30,402	30,402
Total Financing Uses	\$ 723,248	\$ 804,650	\$ 81,402
Total Expenditures/Appropriations	\$ 723,248	\$ 804,650	\$ -
Net Cost	\$ -	\$ -	\$ -

DESCRIPTION OF CHANGES FROM APPROVED RECOMMENDED BUDGET:

- Rebudget/Reserve/Fund Balance Changes
 - Appropriations have increased by \$63,819 due to a \$30,402 increase in Contingency, and a \$33,417 increase in anticipated costs for electricity and water, which is offset by an increase in Fund Balance.
- Other Changes
 - Appropriations have increased by \$17,583 due to an increase in cost for electricity and water.
 - Revenues have increased by \$17,583 due to a revised engineer’s report, which identifies additional revenue.

SCHEDULE:

State Controller Schedule County Budget Act January 2010		County of Sacramento Special Districts and Other Agencies Financing Sources and Uses by Budget Unit by Object Fiscal Year 2018-19			Schedule 15	
9338001 - Antelope Assessment 338B - ANTELOPE ASSESSMENT						
Detail by Revenue Category and Expenditure Object	2016-17 Actual	2017-18 Actual	2017-18 Adopted	2018-19 Recommended	2018-19 Adopted by the Board of Supervisors	
1	2	3	4	5	6	
Fund Balance	\$ 75,303	\$ 26,326	\$ 26,326	\$ 63,819	\$ 63,819	
Reserve Release	-	-	-	81,304	81,304	
Revenue from Use Of Money & Property	11,914	17,898	8,500	8,500	8,500	
Charges for Services	597,142	669,849	615,592	651,027	651,027	
Total Revenue	\$ 684,359	\$ 714,073	\$ 650,418	\$ 804,650	\$ 804,650	
Services & Supplies	\$ 200,158	\$ 194,108	\$ 194,108	\$ 249,335	\$ 249,335	
Other Charges	448,688	446,257	446,310	443,609	443,609	
Capital Assets						
Improvements	9,187	9,888	10,000	-	-	
Total Capital Assets	9,187	9,888	10,000	-	-	
Interfund Charges	\$ -	\$ -	\$ -	\$ 81,304	\$ 81,304	
Appropriation for Contingencies	-	-	-	30,402	30,402	
Total Financing Uses	\$ 658,033	\$ 650,253	\$ 650,418	\$ 804,650	\$ 804,650	
Total Expenditures/Appropriations	\$ 658,033	\$ 650,253	\$ 650,418	\$ 804,650	\$ 804,650	
Net Cost	\$ (26,326)	\$ (63,820)	\$ -	\$ -	\$ -	

2018-19 PROGRAM INFORMATION

BU: 9338001 Antelope Assessment District

<u>Appropriations</u>	<u>Reimbursements</u>		<u>Net</u>	<u>Federal</u>	<u>State</u>	<u>Fees/</u>	<u>Fund</u>	<u>Net</u>	<u>Positions</u>	<u>Vehicles</u>
	<u>Realignment/</u>	<u>Other</u>	<u>Appropriations</u>			<u>Other</u>	<u>Balance</u>	<u>Cost</u>		
	<u>Prop 172</u>									

FUNDED

Program No. and Title: 001 Antelope Assessment District

804,650	0	0	804,650	0	0	659,527	145,123	0	0.0	0
---------	---	---	---------	---	---	---------	---------	---	-----	---

Program Type: Discretionary

Countywide Priority: 4 -- Sustainable and Livable Communities

Strategic Objective: C1 -- Develop and sustain livable and attractive neighborhoods and communities

Program Description: Funding source for public facilities and improvement in the Antelope area.

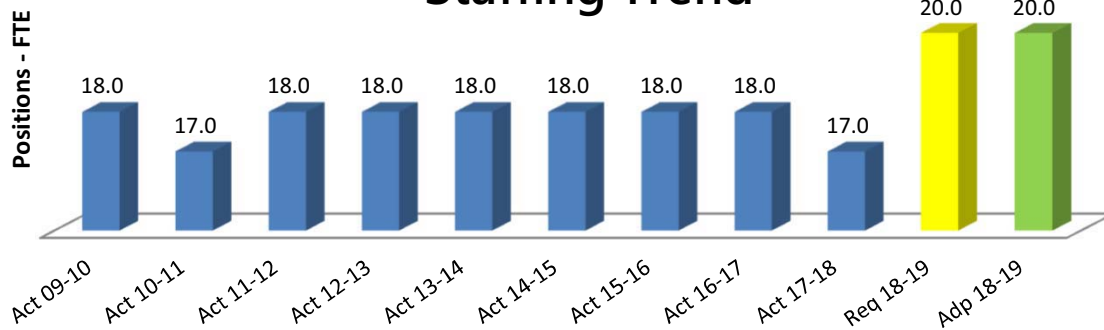
FUNDED										
804,650	0	0	804,650	0	0	659,527	145,123	0	0.0	0

GRAND TOTAL FUNDED										
804,650	0	0	804,650	0	0	659,527	145,123	0	0.0	0

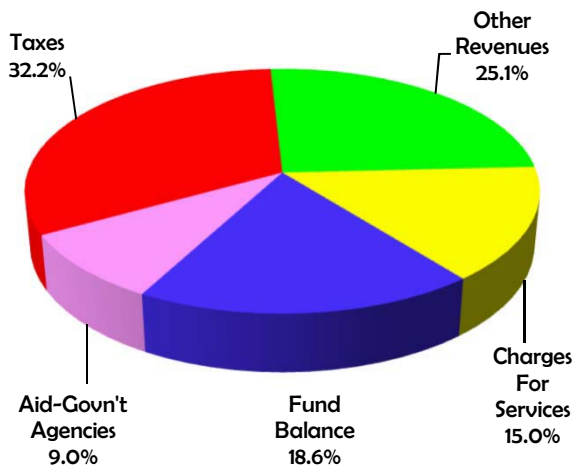
DEPARTMENTAL STRUCTURE



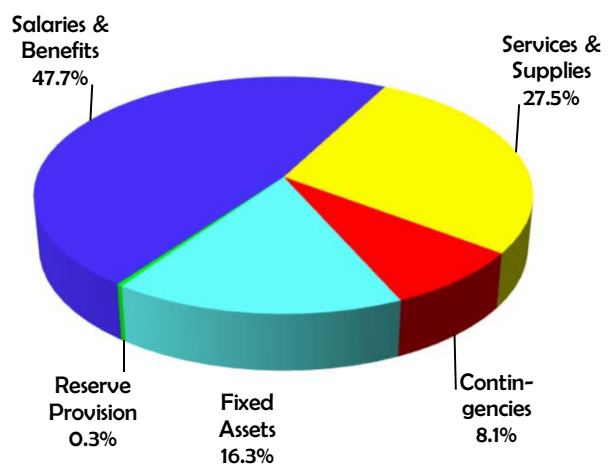
Staffing Trend



Financing Sources



Financing Uses



Summary

Classification	2016-17 Actual	2017-18 Actual	2017-18 Adopted	2018-19 Recommend	2018-19 Adopted by the Board of Supervisors
1	2	3	4	5	6
Total Requirements	4,509,630	4,200,821	5,477,870	6,151,588	6,151,588
Total Financing	5,553,199	5,347,841	5,477,870	6,151,588	6,151,588
Net Cost	(1,043,569)	(1,147,020)	-	-	-
Positions	18.0	17.0	17.0	20.0	20.0

PROGRAM DESCRIPTION:

The Carmichael Recreation and Park District is a dependent special district governed by a five-member Advisory Board of Directors appointed by the Sacramento County Board of Supervisors; the Board of Supervisors serve as the ex-officio directors of the District. The Carmichael Recreation and Park District is responsible for:

- Providing park and recreation services for the 52,000 residents of the unincorporated area within portions of Carmichael and Fair Oaks, a 9.25 square mile area.
- Maintaining 177 acres of parkland; 126 acres are developed, with 51 acres remaining undeveloped (13 park site facilities).
- Coordinating recreational activities at more than 14 school sites as well as the District’s recreational centers at three park sites.
- Acting as co-sponsors for many community groups and organizations, working to facilitate and provide for numerous projects and programs.
- Operating tennis courts, ball fields, soccer fields, basketball courts, playgrounds, picnic areas, outdoor amphitheater (stage and band shell), volleyball courts, disc/golf courses, botanical garden and nature areas.
- Since 1984, improving, operating and maintaining the La Sierra Community Center, consisting of 36.8 acres of land and 145,700 square feet of building. Until September 26, 2000, the site was leased by the County to the Carmichael Recreation and Park District. Subsequently, the County has transferred ownership to the District. Amenities include basketball/volleyball gymnasiums, a community hall, theatre, fine arts center, office, meeting rooms, tenant space, hard surface courts, sports complex, and maintenance shop.
- Hosting and sponsoring many special events, such as the Summer Concert Series and Movie Nights, Carmichael 4th of July Gala Fireworks Show, Carmichael Founders Day, Wall of Honor, Community Tree Lighting, Silent Sleigh for deaf and hard of hearing, Easter Egg Hunt, Creek Week Celebration, and Adopt-a-Park program in various District parks.

MISSION:

Our mission is to satisfy the recreational needs of the community by providing a wide range of facilities and opportunities to enrich the quality of life.

GOALS:

- Encourage community involvement and responsibility through collaborative efforts and partnerships.

GOALS (cont.):

- Promote the usage of district facilities, programs and opportunities by all members of the community.
- Modernize, renovate and maintain the existing developed facilities and recreational areas.
- Improve and expand community services and programs to meet dynamic community needs.
- Secure sufficient resources to achieve the district's five-year goals.
- Continue to promote open space.

SIGNIFICANT DEVELOPMENTS DURING FY 2017-18:

- As a result of the Consolidation Feasibility Study conducted during 2015-16, the District has addressed the recommendations made in Option #2, which called for select operational changes to improve efficiency and cost effectiveness of operations. Implementation included:
 - Used contracted services versus full time park maintenance workers to maintain neighborhood parks and provide custodial services at facilities.
 - Expanded and revised the work program of the Recreation Manager.
 - Increased marketing to improve overall cost recovery of the Recreation Division.
 - Distributed District utility costs to reflect the true cost of maintaining and operating parks and facilities by Division.
- Completed Phase I improvements to create an Event Area for the Sutter-Jensen Community Park.
- Purchased new equipment to improve District park maintenance service levels.

FY 2018-19 APPROVED RECOMMENDED BUDGET

SIGNIFICANT CHANGES FOR FY 2018-19:

- Redirecting focus from capital improvements projects to address more operations, maintenance and repair of facilities
- Saving park fee funds for future potential match for grant awards through the Land and Water Conservation Fund and the SMUD Shine Grant.

RECOMMENDED GROWTH FOR FY 2018-19:

On-going recommended growth requests include:

- 3.0 FTE

STAFFING LEVEL CHANGES FOR FY 2018-19:

The following position changes are included as part of the Fiscal Year 2018-19 Recommended June Budget:

Finance Supervisor	1.0
Facilities Coordinator.....	-1.0
Recreation Coordinator	2.0
Secretary / Receptionist	<u>1.0</u>
Total	3.0

FUND BALANCE FOR FY 2018-19:

Available fund balance is \$831,238 due to expenditure savings.

BUDGET RESERVE BALANCES FOR FY 2018-19:

General – \$10,000

Reserve remains unchanged from the Fiscal Year 2017-18 Adopted Budget.

FY 2018-19 BUDGET RECOMMENDED FOR ADOPTION

ADJUSTMENTS TO APPROVED RECOMMENDED 2018-19 BUDGET				
Budget Unit: 9337000 - Carmichael Recreation And Park District				
Detail by Revenue Category and Expenditure Object	Approved Recommended Budget 2018-19	Recommended For Adopted Budget 2018-19	Variance	
Fund Balance	\$ 831,238	\$ 1,147,024	\$ 315,786	
Taxes	1,971,190	1,981,190	10,000	
Revenue from Use Of Money & Property	1,334,814	1,334,814	-	
Intergovernmental Revenues	75,500	555,860	480,360	
Charges for Services	925,200	925,200	-	
Miscellaneous Revenues	62,438	207,500	145,062	
Total Revenue	\$ 5,200,380	\$ 6,151,588	\$ 951,208	
Reserve Provision	\$ -	\$ 20,000	20,000	
Salaries & Benefits	2,927,843	2,935,068	7,225	
Services & Supplies	1,660,443	1,691,659	31,216	
Other Charges	33,351	-	(33,351)	
Capital Assets				
Improvements	105,500	878,861	773,361	
Equipment	6,000	126,000	120,000	
Total Capital Assets	111,500	1,004,861	893,361	
Appropriation for Contingencies	\$ 467,243	\$ 500,000	32,757	
Total Financing Uses	\$ 5,200,380	\$ 6,151,588	\$ 951,208	
Total Expenditures/Appropriations	\$ 5,200,380	\$ 6,151,588	-	
Net Cost	\$ -	\$ -	-	
Positions	20.0	20.0	0.0	

DESCRIPTION OF CHANGES FROM APPROVED RECOMMENDED BUDGET:

- Rebudget/Reserve/Fund Balance Changes
 - Appropriations have increased by \$315,786 due to rebudgeting in improvement and equipment. The increase in appropriations is offset by an increase in Fund Balance.
 - \$20,000 for Provision for Reserve.
- Other Changes
 - Appropriations have increased \$615,422 due to:
 - \$577,575 for Equipment and Improvement purchases, such as, but not limited to: a Pick-up Truck, a non-lease tractor, Tennis lighting, Fire alarms at the Chautauqua Theatre, New rock/leveling at the Garfield Parking lot, and new paint and flooring at the new clubhouse.

- Appropriations have increased \$615,422 due to (cont.):
 - \$7,225 for new Worker's Compensation Rates.
 - \$31,216 for Maintenance supplies, such as but not limited to: Auto Maintenance services, ADA repairs, and additional Recreation supplies.
 - \$32,757 increase for Contingency.
 - A decrease of \$33,351 in Other Charges due to a decrease in interest expenses.
- Revenues have increased \$635,422 due to:
 - \$10,000 in increased taxes.
 - \$480,360 from State grants and the Park Bond.
 - \$145,062 from the California Montessori Project for additional funds for a paving project.

REVISED RESERVE BALANCES FOR FY 2018-19:

General - \$30,000

SCHEDULE:

State Controller Schedule		County of Sacramento				Schedule 15
County Budget Act January 2010		Special Districts and Other Agencies Financing Sources and Uses by Budget Unit by Object Fiscal Year 2018-19				
9337000 - Carmichael Recreation And Park District 337A - CARMICHAEL PARK DISTRICT						
Detail by Revenue Category and Expenditure Object	2016-17 Actual	2017-18 Actual	2017-18 Adopted	2018-19 Recommended	2018-19 Adopted by the Board of Supervisors	
1	2	3	4	5	6	
Fund Balance	\$ 1,012,724	\$ 1,043,572	\$ 1,043,572	\$ 1,147,024	\$ 1,147,024	
Taxes	1,843,975	1,953,692	1,895,900	1,981,190	1,981,190	
Revenue from Use Of Money & Property	1,251,902	1,274,972	1,284,216	1,334,814	1,334,814	
Intergovernmental Revenues	575,014	126,284	371,182	555,860	555,860	
Charges for Services	842,469	920,252	825,500	925,200	925,200	
Miscellaneous Revenues	27,115	16,856	57,500	207,500	207,500	
Other Financing Sources	-	12,213	-	-	-	
Total Revenue	\$ 5,553,199	\$ 5,347,841	\$ 5,477,870	\$ 6,151,588	\$ 6,151,588	
Reserve Provision	\$ -	\$ 10,000	\$ 10,000	\$ 20,000	\$ 20,000	
Salaries & Benefits	2,349,162	2,374,755	2,665,628	2,935,068	2,935,068	
Services & Supplies	1,107,877	1,483,187	1,619,316	1,691,659	1,691,659	
Other Charges	310,239	-	-	-	-	
Capital Assets						
Improvements	558,301	272,220	637,683	878,861	878,861	
Equipment	184,051	60,659	78,000	126,000	126,000	
Total Capital Assets	742,352	332,879	715,683	1,004,861	1,004,861	
Appropriation for Contingencies	\$ -	\$ -	\$ 467,243	\$ 500,000	\$ 500,000	
Total Financing Uses	\$ 4,509,630	\$ 4,200,821	\$ 5,477,870	\$ 6,151,588	\$ 6,151,588	
Total Expenditures/Appropriations	\$ 4,509,630	\$ 4,200,821	\$ 5,477,870	\$ 6,151,588	\$ 6,151,588	
Net Cost	\$ (1,043,569)	\$ (1,147,020)	\$ -	\$ -	\$ -	
Positions	18.0	17.0	17.0	20.0	20.0	

2018-19 PROGRAM INFORMATION

BU: 9337000 Carmichael Recreation And Park District

<u>Appropriations</u>	<u>Reimbursements</u>		<u>Net</u>	<u>Federal</u>	<u>State</u>	<u>Fees/</u>	<u>Fund</u>	<u>Net</u>	<u>Positions</u>	<u>Vehicles</u>
	<u>Realignment/</u>	<u>Other</u>	<u>Appropriations</u>			<u>Other</u>	<u>Balance</u>	<u>Cost</u>		
	<u>Prop 172</u>									

FUNDED

Program No. and Title: 001 Carmichael Recreation and Park District

6,151,588	0	0	6,151,588	0	0	5,004,564	1,147,024	0	17.0	0
-----------	---	---	-----------	---	---	-----------	-----------	---	------	---

Program Type: Discretionary

Countywide Priority: 4 -- Sustainable and Livable Communities

Strategic Objective: C1 -- Develop and sustain livable and attractive neighborhoods and communities

Program Description: Maintain park facilities and provide recreation services in Sacramento County

FUNDED										
6,151,588	0	0	6,151,588	0	0	5,004,564	1,147,024	0	17.0	0

GROWTH REQUEST RECOMMENDED (APPROVED IN JUNE)

Program No. and Title: 001 Carmichael Recreation and Park District

0	0	0	0	0	0	0	0	0	3.0	0
---	---	---	---	---	---	---	---	---	-----	---

Program Type: Discretionary

Countywide Priority: 4 -- Sustainable and Livable Communities

Strategic Objective: C1 -- Develop and sustain livable and attractive neighborhoods and communities

Program Description: 3.0 FTE to maintain park facilities and provide recreation services in Sacramento County

GROWTH REQUEST RECOMMENDED (APPROVED IN JUNE)										
0	0	0	0	0	0	0	0	0	3.0	0

GRAND TOTAL FUNDED										
6,151,588	0	0	6,151,588	0	0	5,004,564	1,147,024	0	20.0	0

Summary

Classification	2016-17 Actual	2017-18 Actual	2017-18 Adopted	2018-19 Recommend	2018-19 Adopted by the Board of Supervisors
1	2	3	4	5	6
Total Requirements	554,019	-	779,291	789,011	789,011
Total Financing	1,328,811	784,511	779,291	789,011	789,011
Net Cost	(774,792)	(784,511)	-	-	-

PROGRAM DESCRIPTION:

The Carmichael Recreation and Park District Parks Maintenance and Recreation Improvement District (Carmichael RPD Assessment District) was approved by the voters in April 2014 to provide funding for installation, renovation, maintenance and servicing of public recreational facilities and improvements within the Carmichael Recreation and Park District and incidental associated expenses as detailed in the Engineer's Report. The District's assessment was invalidated by Sacramento County Superior Court and funds are being refunded to eligible applicants.

FY 2018-19 APPROVED RECOMMENDED BUDGET

FUND BALANCE FOR FY 2018-19:

Available fund balance is \$773,451 due to year end expenditures coming in less than anticipated.

FY 2018-19 BUDGET RECOMMENDED FOR ADOPTION

ADJUSTMENTS TO APPROVED RECOMMENDED 2018-19 BUDGET

Budget Unit: 9337100 - Carmichael RPD Assessment District

Detail by Revenue Category and Expenditure Object	Approved Recommended Budget 2018-19	Recommended For Adopted Budget 2018-19	Variance
Fund Balance	\$ 777,725	\$ 784,511	\$ 6,786
Revenue from Use Of Money & Property	4,500	4,500	-
Total Revenue	\$ 782,225	\$ 789,011	\$ 6,786
Other Charges	\$ 782,225	\$ 655,011	\$ (127,214)
Capital Assets			
Improvements	-	90,000	90,000
Equipment	-	44,000	44,000
Total Capital Assets	\$ -	\$ 134,000	\$ 134,000
Total Financing Uses	\$ 782,225	\$ 789,011	\$ 6,786
Total Expenditures/Appropriations	\$ 782,225	\$ 789,011	\$ -
Net Cost	\$ -	\$ -	\$ -

DESCRIPTION OF CHANGES FROM APPROVED RECOMMENDED BUDGET:

- Rebudget/Reserve/Fund Balance Changes
 - Appropriations have increased by \$6,786 due to an increase in equipment. The increase in appropriations is offset by an increase in Fund Balance.
- Other Changes
 - Appropriations have not changed, however, \$127,214 moved from Other Charges to Improvement (\$90,000) and Equipment (\$37,214).

SCHEDULE:

State Controller Schedule County Budget Act January 2010		County of Sacramento Special Districts and Other Agencies Financing Sources and Uses by Budget Unit by Object Fiscal Year 2018-19			Schedule 15	
9337100 - Carmichael RPD Assessment District 337B - CARMICHAEL RPD ASSESSMENT DISTRICT						
Detail by Revenue Category and Expenditure Object	2016-17 Actual	2017-18 Actual	2017-18 Adopted	2018-19 Recommended	2018-19 Adopted by the Board of Supervisors	
1	2	3	4	5	6	
Fund Balance	\$ 1,320,977	\$ 774,791	\$ 774,791	\$ 784,511	\$ 784,511	
Revenue from Use Of Money & Property	8,834	11,052	4,500	4,500	4,500	
Charges for Services	(1,000)	(1,332)	-	-	-	
Total Revenue	\$ 1,328,811	\$ 784,511	\$ 779,291	\$ 789,011	\$ 789,011	
Services & Supplies	\$ 354,019	\$ -	\$ -	\$ -	-	
Other Charges	200,000	-	715,974	655,011	655,011	
Capital Assets						
Improvements	-	-	63,317	90,000	90,000	
Equipment	-	-	-	44,000	44,000	
Total Capital Assets	\$ -	\$ -	\$ 63,317	\$ 134,000	\$ 134,000	
Total Financing Uses	\$ 554,019	\$ -	\$ 779,291	\$ 789,011	\$ 789,011	
Total Expenditures/Appropriations	\$ 554,019	\$ -	\$ 779,291	\$ 789,011	\$ 789,011	
Net Cost	\$ (774,792)	\$ (784,511)	\$ -	\$ -	-	

2018-19 PROGRAM INFORMATION

BU: 9337100 Carmichael RPD Assessment District

<u>Appropriations</u>	<u>Reimbursements</u>		<u>Net</u>	<u>Federal</u>	<u>State</u>	<u>Fees/</u>	<u>Fund</u>	<u>Net</u>	<u>Positions</u>	<u>Vehicles</u>
	<u>Realignment/</u>	<u>Other</u>	<u>Appropriations</u>			<u>Other</u>	<u>Balance</u>	<u>Cost</u>		
	<u>Prop 172</u>									

FUNDED

Program No. and Title: 001 Carmichael RPD Assessment District

789,011	0	0	789,011	0	0	4,500	784,511	0	0.0	0
---------	---	---	---------	---	---	-------	---------	---	-----	---

Program Type: Discretionary

Countywide Priority: 4 -- Sustainable and Livable Communities

Strategic Objective: C1 -- Develop and sustain livable and attractive neighborhoods and communities

Program Description: Provide funding for installation, renovation, maintenance and servicing of public recreation facilities and improvements in the Carmichael Recreation and Park District

FUNDED	789,011	0	0	789,011	0	0	4,500	784,511	0	0.0	0
---------------	---------	---	---	---------	---	---	-------	---------	---	-----	---

GRAND TOTAL FUNDED	789,011	0	0	789,011	0	0	4,500	784,511	0	0.0	0
---------------------------	---------	---	---	---------	---	---	-------	---------	---	-----	---

Summary

Classification	2016-17 Actual	2017-18 Actual	2017-18 Adopted	2018-19 Recommend	2018-19 Adopted by the Board of Supervisors
1	2	3	4	5	6
Total Requirements	20,079	25,890	598,190	572,299	572,299
Total Financing	618,268	598,190	598,190	572,299	572,299
Net Cost	(598,189)	(572,300)	-	-	-

PROGRAM DESCRIPTION:

Sunrise Recreation and Park District (SRPD) is responsible for coordination of improvements to Foothill Community Park. This fund was established in order to identify funds set aside specifically for improvements to Foothill Community Park.

MISSION:

Our mission is to utilize funds within the Foothill Community Park Fund to complete improvements within the park.

FY 2018-19 APPROVED RECOMMENDED BUDGET

FUND BALANCE FOR FY 2018-19:

Available fund balance is \$578,928 due to contingency not being expended in Fiscal Year 2017-18.

FY 2018-19 BUDGET RECOMMENDED FOR ADOPTION

ADJUSTMENTS TO APPROVED RECOMMENDED 2018-19 BUDGET

Budget Unit: 9338006 - Foothill Park

Detail by Revenue Category and Expenditure Object	Approved Recommended Budget 2018-19	Recommended For Adopted Budget 2018-19	Variance
Fund Balance	\$ 578,928	\$ 572,299	\$ (6,629)
Total Revenue	\$ 578,928	\$ 572,299	\$ (6,629)
Capital Assets	\$	\$	\$
Improvements	15,000	15,000	-
Total Capital Assets	15,000	15,000	-
Appropriation for Contingencies	\$ 563,928	\$ 557,299	\$ (6,629)
Total Financing Uses	\$ 578,928	\$ 572,299	\$ (6,629)
Total Expenditures/Appropriations	\$ 578,928	\$ 572,299	\$ -
Net Cost	\$ -	\$ -	\$ -

DESCRIPTION OF CHANGES FROM APPROVED RECOMMENDED BUDGET:

- Rebudget/Reserve/Fund Balance Changes
 - Fund Balance has decreased \$6,629 due to expenditures coming in higher than projected, which is offset by a decrease in Contingency.

SCHEDULE:

State Controller Schedule County Budget Act January 2010		County of Sacramento Special Districts and Other Agencies Financing Sources and Uses by Budget Unit by Object Fiscal Year 2018-19				Schedule 15
						9338006 - Foothill Park 338F - FOOTHILL PARK
Detail by Revenue Category and Expenditure Object	2016-17 Actual	2017-18 Actual	2017-18 Adopted	2018-19 Recommended	2018-19 Adopted by the Board of Supervisors	
1	2	3	4	5	6	
Fund Balance	\$ 618,268	\$ 598,190	\$ 598,190	\$ 572,299	\$ 572,299	
Total Revenue	\$ 618,268	\$ 598,190	\$ 598,190	\$ 572,299	\$ 572,299	
Capital Assets	\$	\$	\$	\$	\$	
Improvements	20,079	25,890	50,000	15,000	15,000	
Total Capital Assets	20,079	25,890	50,000	15,000	15,000	
Appropriation for Contingencies	\$ -	\$ -	\$ 548,190	\$ 557,299	\$ 557,299	
Total Financing Uses	\$ 20,079	\$ 25,890	\$ 598,190	\$ 572,299	\$ 572,299	
Total Expenditures/Appropriations	\$ 20,079	\$ 25,890	\$ 598,190	\$ 572,299	\$ 572,299	
Net Cost	\$ (598,189)	\$ (572,300)	\$ -	\$ -	\$ -	

2018-19 PROGRAM INFORMATION

BU: 9338006 Foothill Park

<u>Appropriations</u>	<u>Reimbursements</u>		Net	Federal	State	Fees/ Other	Fund Balance	Net Cost	Positions	Vehicles
	Realignment/ Prop 172	Other	Appropriations							

FUNDED

Program No. and Title: 001 Foothill Community Park

572,299	0	0	572,299	0	0	0	572,299	0	0.0	0
---------	---	---	---------	---	---	---	---------	---	-----	---

Program Type: Discretionary

Countywide Priority: 4 -- Sustainable and Livable Communities

Strategic Objective: C1 -- Develop and sustain livable and attractive neighborhoods and communities

Program Description: Funding source for park improvements

FUNDED										
572,299	0	0	572,299	0	0	0	572,299	0	0.0	0

GRAND TOTAL FUNDED										
572,299	0	0	572,299	0	0	0	572,299	0	0.0	0

Summary

Classification	2016-17 Actual	2017-18 Actual	2017-18 Adopted	2018-19 Recommend	2018-19 Adopted by the Board of Supervisors
1	2	3	4	5	6
Total Requirements	1,233,516	3,692,076	3,829,774	1,611,500	1,611,500
Total Financing	3,506,892	3,570,488	3,829,774	1,611,500	1,611,500
Net Cost	(2,273,376)	121,588	-	-	-

PROGRAM DESCRIPTION:

The Mission Oaks Maintenance and Improvement Assessment District was approved by the voters in July of 1998 to provide funding for maintenance and improvement projects within the Mission Oaks Recreation and Park District. A new ballot measure was approved by voters in 2006, increasing the previously established rate and including an annual Consumer Price index not to exceed three percent in any one year.

SIGNIFICANT DEVELOPMENTS DURING FY 2017-18:

Eastern Oak Re-development completed and opened March 2018.

FY 2018-19 APPROVED RECOMMENDED BUDGET

SIGNIFICANT CHANGES FOR FY 2018-19:

- Gibbons Park Master Plan
- Swanston Park Upgrades to the Splash Pad and new Storage Restroom
- ADA Remodel Plan for District Office.

FUND BALANCE FOR FY 2018-19:

Available fund balance is \$207,829 due to year end budget expenditures coming in less than originally budgeted.

BUDGET RESERVE BALANCES FOR FY 2018-19:

Reserve – \$166,937

Reserve reflects a decrease of \$34,446 from the Fiscal Year 2017-18 Adopted Budget.

FY 2018-19 BUDGET RECOMMENDED FOR ADOPTION

ADJUSTMENTS TO APPROVED RECOMMENDED 2018-19 BUDGET				
Budget Unit: 9336001 - Mission Oaks Maint/Improvement Dist				
Detail by Revenue Category and Expenditure Object	Approved Recommended Budget 2018-19	Recommended For Adopted Budget 2018-19	Variance	
Fund Balance	\$ 207,829	\$ (121,589)	\$ (329,418)	
Reserve Release	34,446	5,364	(29,082)	
Revenue from Use Of Money & Property	5,500	10,000	4,500	
Intergovernmental Revenues	286,500	301,500	15,000	
Charges for Services	35,000	44,000	9,000	
Miscellaneous Revenues	1,172,225	1,372,225	200,000	
Total Revenue	\$ 1,741,500	\$ 1,611,500	\$ (130,000)	
Services & Supplies	\$ 641,500	\$ 491,500	(150,000)	
Capital Assets				
Improvements	1,100,000	1,120,000	20,000	
Total Capital Assets	\$ 1,100,000	\$ 1,120,000	\$ 20,000	
Total Financing Uses	\$ 1,741,500	\$ 1,611,500	\$ (130,000)	
Total Expenditures/Appropriations	\$ 1,741,500	\$ 1,611,500	-	
Net Cost	\$ -	\$ -	-	

DESCRIPTION OF CHANGES FROM APPROVED RECOMMENDED BUDGET:

- Rebudget/Reserve/Fund Balance Changes
 - Fund Balance has decreased \$329,418 due to revenues coming in less than anticipated.
 - Appropriations have decreased by \$150,000 in Planning Services to partially offset the decrease in Fund Balance.
- Other Changes
 - Revenues have increased \$228,500 due to:
 - An increase of contributions to the Park District (\$200,000),
 - An increase from cell tower revenues (\$4,500),
 - Fees for park services (\$10,000),
 - Grant money from the state (\$15,000).
 - Appropriations have increased by \$20,000 due to a need for improvements at the Park District.

- Due to the increase in revenue, the reductions in the Fund Balance coming in lower than anticipated has been mitigated. The increase in revenue has resulted in a decrease of \$29,028 in Reserve Release.

REVISED RESERVE BALANCES FOR FY 2018-19:

Reserve - \$196,019

SCHEDULE:

State Controller Schedule County Budget Act January 2010	County of Sacramento Special Districts and Other Agencies Financing Sources and Uses by Budget Unit by Object Fiscal Year 2018-19				Schedule 15
9336001 - Mission Oaks Maint/Improvement Dist 336B - MISSION OAKS MAINT & IMPROVEMENT ASSESSMENT DIST					
Detail by Revenue Category and Expenditure Object	2016-17 Actual	2017-18 Actual	2017-18 Adopted	2018-19 Recommended	2018-19 Adopted by the Board of Supervisors
1	2	3	4	5	6
Fund Balance	\$ 1,237,032	\$ 2,273,376	\$ 2,273,376	\$ (121,589)	\$ (121,589)
Reserve Release	-	229,391	229,391	5,364	5,364
Revenue from Use Of Money & Property	16,740	13,771	8,000	10,000	10,000
Intergovernmental Revenues	175,642	24,311	275,000	301,500	301,500
Charges for Services	19,956	20,501	20,000	44,000	44,000
Miscellaneous Revenues	2,057,522	1,009,138	1,024,007	1,372,225	1,372,225
Total Revenue	\$ 3,506,892	\$ 3,570,488	\$ 3,829,774	\$ 1,611,500	\$ 1,611,500
Reserve Provision	\$ 20,934	\$ -	\$ -	\$ -	\$ -
Services & Supplies	769,184	736,802	754,000	491,500	491,500
Capital Assets					
Improvements	408,730	2,955,274	3,075,774	1,120,000	1,120,000
Equipment	34,668	-	-	-	-
Total Capital Assets	\$ 443,398	\$ 2,955,274	\$ 3,075,774	\$ 1,120,000	\$ 1,120,000
Total Financing Uses	\$ 1,233,516	\$ 3,692,076	\$ 3,829,774	\$ 1,611,500	\$ 1,611,500
Total Expenditures/Appropriations	\$ 1,233,516	\$ 3,692,076	\$ 3,829,774	\$ 1,611,500	\$ 1,611,500
Net Cost	\$ (2,273,376)	\$ 121,588	\$ -	\$ -	\$ -

2018-19 PROGRAM INFORMATION

BU: 9336001 Mission Oaks Maintenance And Improvement Assessment

<u>Appropriations</u>	<u>Reimbursements</u>		<u>Net</u>	<u>Federal</u>	<u>State</u>	<u>Fees/</u>	<u>Fund</u>	<u>Net</u>	<u>Positions</u>	<u>Vehicles</u>
	<u>Realignment/</u>	<u>Other</u>	<u>Appropriations</u>			<u>Other</u>	<u>Balance</u>	<u>Cost</u>		
	<u>Prop 172</u>									

FUNDED

Program No. and Title: 001 Mission Oaks Maintenance Assessment District

1,611,500	0	0	1,611,500	0	0	1,727,725	-116,225	0	0.0	0
-----------	---	---	-----------	---	---	-----------	----------	---	-----	---

Program Type: Discretionary

Countywide Priority: 4 -- Sustainable and Livable Communities

Strategic Objective: C1 -- Develop and sustain livable and attractive neighborhoods and communities

Program Description: Provide funding for maintenance and improvement projects within the Mission Oaks Park District

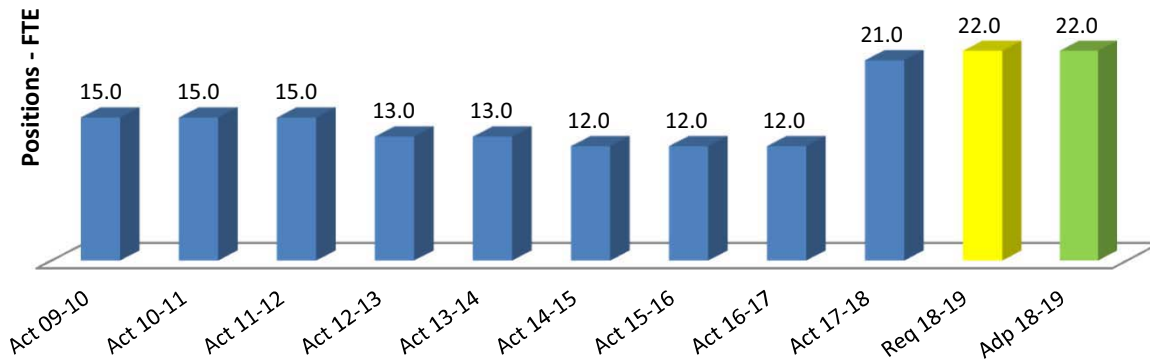
FUNDED	1,611,500	0	0	1,611,500	0	0	1,727,725	-116,225	0	0.0	0
---------------	-----------	---	---	-----------	---	---	-----------	----------	---	-----	---

GRAND TOTAL FUNDED	1,611,500	0	0	1,611,500	0	0	1,727,725	-116,225	0	0.0	0
---------------------------	-----------	---	---	-----------	---	---	-----------	----------	---	-----	---

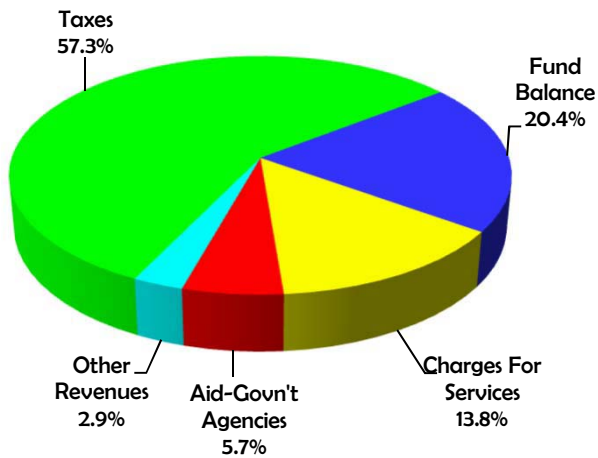
DEPARTMENTAL STRUCTURE



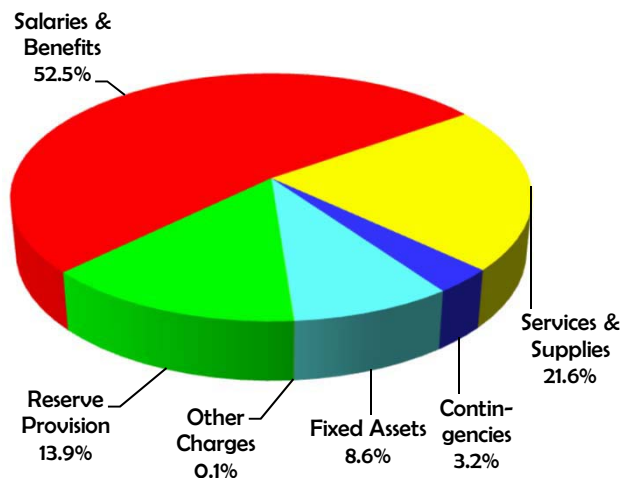
Staffing Trend



Financing Sources



Financing Uses



Summary					
Classification	2016-17 Actual	2017-18 Actual	2017-18 Adopted	2018-19 Recommend	2018-19 Adopted by the Board of Supervisors
1	2	3	4	5	6
Total Requirements	4,013,093	3,517,167	4,169,456	4,626,402	4,626,402
Total Financing	4,769,546	4,460,670	4,169,456	4,626,402	4,626,402
Net Cost	(756,453)	(943,503)	-	-	-
Positions	12.0	21.0	21.0	22.0	22.0

PROGRAM DESCRIPTION:

The Mission Oaks Recreation and Park District is a dependent special district governed by a five-member Advisory Board of Directors appointed by the Sacramento County Board of Supervisors; the Board of Supervisors serves as the ex-officio directors of the District. It covers a 9.1 square mile area in the Arden-Arcade and Carmichael communities of Sacramento County, an area of approximately 62,500 residents. The Mission Oaks Recreation and Park District:

- Provides recreation programs and services to residents, including preschoolers, youth, adults, and senior adults.
- Maintains 11 District-owned parks (88.75 acres).
- Maintains four school parks (13.7 acres).
- Maintains Hazelwood Greens, a county owned drainage retention basin (1.8 acres).

MISSION:

Mission Oaks Recreation and Park District provides unique neighborhood destinations for recreation and personal enrichment.

VISION:

Mission Oaks Recreation and Park District creates healthy, attractive, exciting and sustainable parks, and recreational services that transform the communities we serve.

GOALS:

- Communicate the value of programs and services.
- Ensure the delivery of services and facilities for the benefit of current and future generations.
- Create continuity in District staffing infrastructure to maintain the community’s confidence in District leadership and management.
- Ensure financial stability while meeting community expectations and responding to opportunities for growth.

SIGNIFICANT DEVELOPMENTS DURING FY 2017-18:

- Elimination of filled, part-time positions and addition of 10 full time positions due in part to the recommendations of the 2015-16 Consolidation Feasibility Study for the Carmichael and Mission Oaks Recreation and Park Districts. The staffing re-organization will save the District thousands of hours in personnel cost and will help to address the issue of the minimum wage increases over the next few years.
- Gibbons Park Redevelopment Project Master Plan: The initial planning and design of Gibbons Park was completed in Fiscal Year 2018 and construction on the Walking Trail in early spring 2019.

FY 2018-19 APPROVED RECOMMENDED BUDGET

SIGNIFICANT CHANGES FOR FY 2018-19:

- Splash Pad Improvements at Swanston Community Park;
- Picnic Shelter and Storage Room.

RECOMMENDED GROWTH FOR FY 2018-19:

On-going recommended growth requests include:

- 1.0 FTE.

STAFFING LEVEL CHANGES FOR FY 2018-19:

The following positions are included as part of the Fiscal Year 2018-19 Recommended June Budget:

Finance Superintendent.....	1.0
Director of Administrative Services.....	-1.0
Director of Parks.....	-1.0
Director of Recreation Services.....	-1.0
Supervisor of Parks.....	-1.0
Supervisor of Recreation Services II.....	-3.0
Office Assistant – Payroll.....	-1.0
Office Assistant.....	1.0
Bookkeeper.....	-1.0
Office Coordinator.....	-2.0
Account Technician.....	1.0
Community Center Office Coordinator.....	2.0
Recreation Superintendent.....	1.0
Recreation Supervisors.....	3.0
Parks Superintendent.....	1.0
Parks Supervisor.....	1.0
Parks Technician IT.....	<u>1.0</u>
Total	1.0

FUND BALANCE FOR FY 2018-19:

Available fund balance is \$733,171 due to lower than anticipated expenditures.

BUDGET RESERVE BALANCES FOR FY 2018-19:

Reserve – \$1,276,174

Reserve reflects an increase of \$428,388 from the Fiscal Year 2017-18 Adopted Budget.

FY 2018-19 BUDGET RECOMMENDED FOR ADOPTION

ADJUSTMENTS TO APPROVED RECOMMENDED 2018-19 BUDGET				
Budget Unit: 9336100 - Mission Oaks Recreation And Park District				
Detail by Revenue Category and Expenditure Object	Approved Recommended Budget 2018-19	Recommended For Adopted Budget 2018-19	Variance	
Fund Balance	\$ 733,171	\$ 943,502	\$	210,331
Taxes	2,502,383	2,649,400		147,017
Revenue from Use Of Money & Property	62,500	67,000		4,500
Intergovernmental Revenues	258,750	261,500		2,750
Charges for Services	630,000	640,000		10,000
Miscellaneous Revenues	65,000	65,000		-
Total Revenue	\$ 4,251,804	\$ 4,626,402	\$	374,598
Reserve Provision	\$ 428,388	\$ 645,037	\$	216,649
Salaries & Benefits	2,385,041	2,427,490		42,449
Services & Supplies	985,875	1,001,375		15,500
Other Charges	2,500	2,500		-
Capital Assets				
Improvements	300,000	400,000		100,000
Total Capital Assets	300,000	400,000		100,000
Appropriation for Contingencies	\$ 150,000	\$ 150,000	\$	-
Total Financing Uses	\$ 4,251,804	\$ 4,626,402	\$	374,598
Total Expenditures/Appropriations	\$ 4,251,804	\$ 4,626,402	\$	-
Net Cost	\$ -	\$ -	\$	-
Positions	22.0	22.0		0.0

DESCRIPTION OF CHANGES FROM APPROVED RECOMMENDED BUDGET:

- Rebudget/Reserve/Fund Balance Changes
 - Appropriations has increased \$210,331 due to an increase to Provision to Reserve. This increase in appropriations is offset by increased fund balance.
- Other Changes
 - Appropriations have increased by \$164,267 due to:
 - An additional increase of \$6,318 to Provision to Reserve.
 - \$42,449 increase due to Health Insurance costs.
 - \$15,500 increase for Office equipment and Professional services at the District.
 - \$100,000 increase for Capital improvement at Swanston Park.
 - Revenues has increased by \$164,267 due to:
 - \$147,017 increase in Property taxes.
 - \$4,500 increase from interest.
 - \$2,750 increase due to a Grant from the state.
 - \$10,000 increase due to an increase in recreation classes and space rentals to the public.

REVISED RESERVE BALANCES FOR FY 2018-19:

Reserve - \$1,492,805

SCHEDULE:

State Controller Schedule	County of Sacramento				Schedule 15
County Budget Act January 2010	Special Districts and Other Agencies Financing Sources and Uses by Budget Unit by Object Fiscal Year 2018-19				
9336100 - Mission Oaks Recreation And Park District 336A - MISSION OAKS PARK DISTRICT					
Detail by Revenue Category and Expenditure Object	2016-17 Actual	2017-18 Actual	2017-18 Adopted	2018-19 Recommended	2018-19 Adopted by the Board of Supervisors
1	2	3	4	5	6
Fund Balance	\$ 1,086,245	\$ 756,456	\$ 756,456	\$ 943,502	\$ 943,502
Taxes	2,472,846	2,659,247	2,431,000	2,649,400	2,649,400
Revenue from Use Of Money & Property	86,064	66,510	62,500	67,000	67,000
Intergovernmental Revenues	423,339	244,791	246,500	261,500	261,500
Charges for Services	631,938	677,314	610,000	640,000	640,000
Miscellaneous Revenues	69,114	56,352	63,000	65,000	65,000
Total Revenue	\$ 4,769,546	\$ 4,460,670	\$ 4,169,456	\$ 4,626,402	\$ 4,626,402
Reserve Provision	\$ 75,150	\$ 223,261	\$ 223,261	\$ 645,037	\$ 645,037
Salaries & Benefits	3,223,521	2,304,493	2,407,380	2,427,490	2,427,490
Services & Supplies	712,523	986,590	1,236,815	1,001,375	1,001,375
Other Charges	1,899	2,162	2,000	2,500	2,500
Capital Assets					
Improvements	-	661	150,000	400,000	400,000
Total Capital Assets	-	661	150,000	400,000	400,000
Appropriation for Contingencies	\$ -	\$ -	\$ 150,000	\$ 150,000	\$ 150,000
Total Financing Uses	\$ 4,013,093	\$ 3,517,167	\$ 4,169,456	\$ 4,626,402	\$ 4,626,402
Total Expenditures/Appropriations	\$ 4,013,093	\$ 3,517,167	\$ 4,169,456	\$ 4,626,402	\$ 4,626,402
Net Cost	\$ (756,453)	\$ (943,503)	\$ -	\$ -	\$ -
Positions	12.0	21.0	21.0	22.0	22.0

2018-19 PROGRAM INFORMATION

BU: 9336100 Mission Oaks Recreation And Park District

<u>Appropriations</u>	<u>Reimbursements</u>		<u>Net</u>	<u>Federal</u>	<u>State</u>	<u>Fees/</u>	<u>Fund</u>	<u>Net</u>	<u>Positions</u>	<u>Vehicles</u>
	<u>Realignment/</u>	<u>Other</u>	<u>Appropriations</u>			<u>Other</u>	<u>Balance</u>	<u>Cost</u>		
	<u>Prop 172</u>									

FUNDED

Program No. and Title: 001 Mission Oaks Recreation and Park District

4,626,402	0	0	4,626,402	0	0	3,682,900	943,502	0	21.0	0
-----------	---	---	-----------	---	---	-----------	---------	---	------	---

Program Type: Discretionary

Countywide Priority: 4 -- Sustainable and Livable Communities

Strategic Objective: C1 -- Develop and sustain livable and attractive neighborhoods and communities

Program Description: Provide park facilities and recreation services in Sacramento County

FUNDED										
4,626,402	0	0	4,626,402	0	0	3,682,900	943,502	0	21.0	0

GROWTH REQUEST RECOMMENDED (APPROVED IN JUNE)

Program No. and Title: 001 Mission Oaks Recreation and Park District

0	0	0	0	0	0	0	0	0	1.0	0
---	---	---	---	---	---	---	---	---	-----	---

Program Type: Discretionary

Countywide Priority: 4 -- Sustainable and Livable Communities

Strategic Objective: C1 -- Develop and sustain livable and attractive neighborhoods and communities

Program Description: 1.0 FTE to maintain park facilities and recreation services in Sacramento County

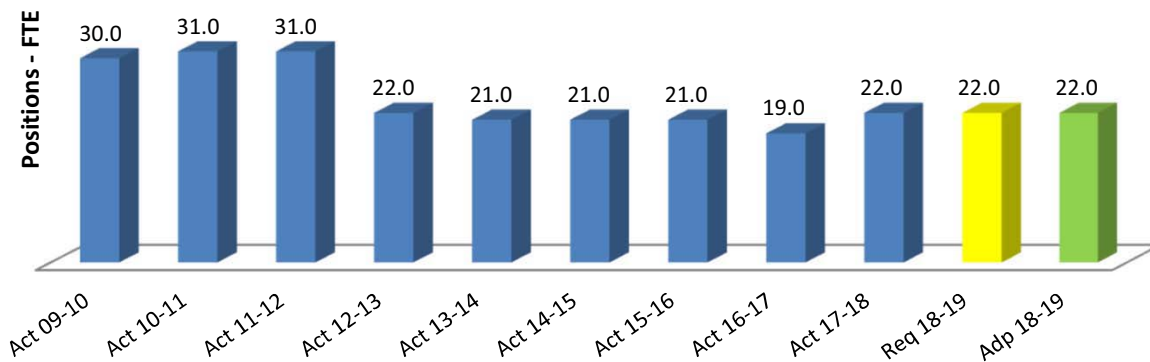
GROWTH REQUEST RECOMMENDED (APPROVED IN JUNE)										
0	0	0	0	0	0	0	0	0	1.0	0

GRAND TOTAL FUNDED										
4,626,402	0	0	4,626,402	0	0	3,682,900	943,502	0	22.0	0

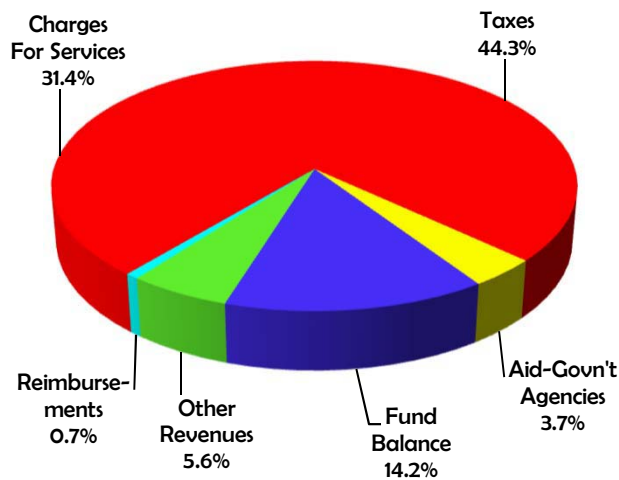
DEPARTMENTAL STRUCTURE



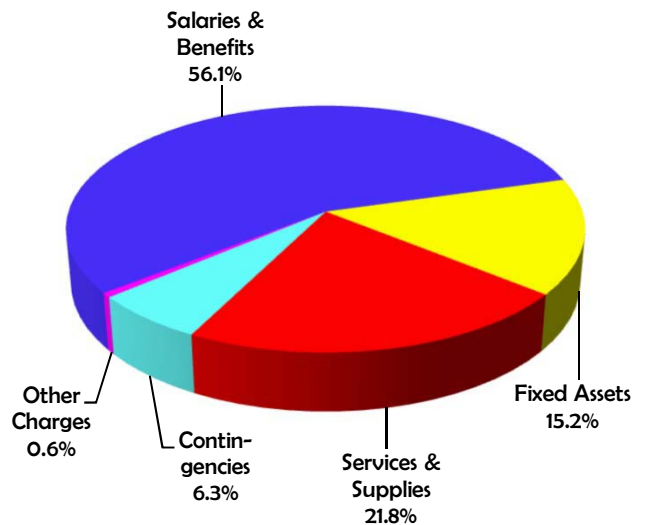
Staffing Trend



Financing Sources



Financing Uses



Summary					
Classification	2016-17 Actual	2017-18 Actual	2017-18 Adopted	2018-19 Recommend	2018-19 Adopted by the Board of Supervisors
1	2	3	4	5	6
Total Requirements	7,680,074	8,664,466	10,885,435	11,051,381	11,051,381
Total Financing	9,383,610	10,249,970	10,885,435	11,051,381	11,051,381
Net Cost	(1,703,536)	(1,585,504)	-	-	-
Positions	19.0	22.0	22.0	22.0	22.0

PROGRAM DESCRIPTION:

The Sunrise Recreation and Park District is a dependent special district governed by a five-member Advisory Board of Directors appointed by the Sacramento County Board of Supervisors; the Board of Supervisors serves as the ex-officio directors of the District. The District is responsible for:

- Providing park facilities and recreation services for a population of 163,000 in the City of Citrus Heights and unincorporated communities of Antelope and Foothill Farms, within a geographic area of 27 square miles in northern Sacramento County.
- Administering 31 developed parks that include three community centers and two aquatic facilities. The District also owns and maintains ten open space sites and one nine-hole par three golf course totaling 487 acres.

MISSION:

Our mission is to be responsive to the communities’ needs for an enhanced quality of life and to advocate for positive social interaction by offering a variety of affordable recreation and learning opportunities to individuals of all ages and abilities; providing clean, safe, well-designed parks and facilities; strengthening community image and sense of place; supporting economic development; promoting health and wellness; fostering human development; increasing cultural unity; protecting environmental resources; facilitating community problem solving; and collaborating with community partners.

GOALS:

- **Park Acquisition and Development**
 - Acquire sufficient park lands for present and future needs.
 - Work closely with the City of Citrus Heights and the communities of Foothill Farms and Antelope to expand recreational opportunities, promote and enhance service delivery, and identify properties for acquisition.
 - Assist in establishing multiuse trail and parkway systems within the District, consistent with the countywide system.
 - Encourage the dedication of sufficient park lands and the provision of open space corridors associated with new development in an orderly manner harmonious with the District’s Master Plan.
 - Coordinate park site acquisition, development, and recreation programs with school districts, other special districts, county agencies, and related private organizations.

GOALS (cont.):

- **Programming**
 - Provide recreational opportunities and facilities to meet the physical, social, environmental and cultural programming needs of the District residents.
 - Provide a park system which shall serve the needs of all ages, interest groups, and persons of varied economic levels.
 - Foster community ownership by making District programs and facilities part of residents' lifestyles.
 - Continue to expand recreational programs and opportunities conforming with public desire and the District's capabilities.

- **Planning**
 - Plan for the improvement of existing parks and development of proposed parks, maintaining a balance between active and passive recreational opportunities.
 - Seek public input on park issues in an effort to enhance awareness of the District, its facilities, programs and services.
 - Anticipate needs and recognize trends and innovations in appropriate technology.
 - Utilize financial resources efficiently and equitably.

SIGNIFICANT DEVELOPMENTS DURING FY 2017-18:

Revenues continue to increase due to the anticipated increase in Property Tax.

FY 2018-19 APPROVED RECOMMENDED BUDGET

SIGNIFICANT CHANGES FOR FY 2018-19:

Revenues have increased mainly due to property taxes, Housing - Related Parks Program Grant to be collected in Fiscal Year 2018-19, Capital Improvement Project changes with corresponding revenue, and insurance proceeds for the Arts and crafts Building Fire Restoration Project.

STAFFING LEVEL CHANGES FOR FY 2018-19:

The following position changes were made during Fiscal Year 2017-18:

Park Facilities Maintenance Manager	1.0
Parks Facilities Maintenance Technician	1.0
Park Maintenance Supervisor	-1.0
Senior Park Maintenance Supervisor	-1.0
Total	0.0

FUND BALANCE FOR FY 2018-19:

Available fund balance is \$1,489,757 due to revenues coming in slightly higher than budgeted, and expenditure savings.

BUDGET RESERVE BALANCES FOR FY 2018-19:

Reserve – \$482,995

Reserve remains unchanged from the Fiscal Year 2017-18 Adopted Budget.

FY 2018-19 BUDGET RECOMMENDED FOR ADOPTION

ADJUSTMENTS TO APPROVED RECOMMENDED 2018-19 BUDGET				
Budget Unit: 9338000 - Sunrise Recreation And Park District				
Detail by Revenue Category and Expenditure Object	Approved Recommended Budget 2018-19	Recommended For Adopted Budget 2018-19	Variance	
Fund Balance	\$ 1,489,757	\$ 1,585,504	\$ 95,747	
Taxes	4,928,246	4,935,865	7,619	
Revenue from Use Of Money & Property	537,007	537,007	-	
Intergovernmental Revenues	233,529	416,907	183,378	
Charges for Services	3,504,598	3,495,198	(9,400)	
Miscellaneous Revenues	57,900	72,900	15,000	
Other Financing Sources	8,000	8,000	-	
Total Revenue	\$ 10,759,037	\$ 11,051,381	\$ 292,344	
Salaries & Benefits	\$ 6,141,534	\$ 6,249,182	\$ 107,648	
Services & Supplies	2,318,427	2,424,728	106,301	
Other Charges	64,825	64,825	-	
Capital Assets				
Land	-	5,000	5,000	
Improvements	1,463,076	1,513,076	50,000	
Equipment	-	172,000	172,000	
Total Capital Assets	1,463,076	1,690,076	227,000	
Transfers In & Out	\$ (81,304)	\$ (81,304)	-	
Appropriation for Contingencies	852,479	703,874	(148,605)	
Total Financing Uses	\$ 10,759,037	\$ 11,051,381	\$ 292,344	
Total Expenditures/Appropriations	\$ 10,759,037	\$ 11,051,381	\$ -	
Net Cost	\$ -	\$ -	\$ -	
Positions	22.0	22.0	0.0	

DESCRIPTION OF CHANGES FROM APPROVED RECOMMENDED BUDGET:

- Rebudget/Reserve/Fund Balance Changes
 - Appropriations have increased by \$95,747 due to an increase of equipment needs, which is offset by Fund Balance.

• Other Changes

- Appropriations have increased by \$196,597 due to an increase in fuel, maintenance supplies, capital improvement needs, and agriculture/horticulture services.
- Revenues have increased by \$196,597 due to an increase in property tax based on revised estimated, and an increase in intergovernmental revenue.

SCHEDULE:

State Controller Schedule		County of Sacramento				Schedule 15
County Budget Act January 2010		Special Districts and Other Agencies Financing Sources and Uses by Budget Unit by Object Fiscal Year 2018-19				
9338000 - Sunrise Recreation And Park District 338A - SUNRISE PARK DISTRICT						
Detail by Revenue Category and Expenditure Object	2016-17 Actual	2017-18 Actual	2017-18 Adopted	2018-19 Recommended	2018-19 Adopted by the Board of Supervisors	
1	2	3	4	5	6	
Fund Balance	\$ 1,078,458	\$ 1,703,537	\$ 1,703,537	\$ 1,585,504	\$ 1,585,504	
Reserve Release	500,000	320,000	320,000	-	-	
Taxes	4,397,516	4,737,677	4,631,123	4,935,865	4,935,865	
Revenue from Use Of Money & Property	498,842	530,640	542,690	537,007	537,007	
Intergovernmental Revenues	64,827	48,601	262,122	416,907	416,907	
Charges for Services	2,752,290	2,673,591	3,142,463	3,495,198	3,495,198	
Miscellaneous Revenues	82,280	228,980	278,500	72,900	72,900	
Other Financing Sources	9,397	6,944	5,000	8,000	8,000	
Total Revenue	\$ 9,383,610	\$ 10,249,970	\$ 10,885,435	\$ 11,051,381	\$ 11,051,381	
Salaries & Benefits	\$ 5,356,196	\$ 5,540,894	\$ 6,082,229	\$ 6,249,182	\$ 6,249,182	
Services & Supplies	1,983,377	2,249,805	2,281,212	2,424,728	2,424,728	
Other Charges	30,629	51,270	55,282	64,825	64,825	
Capital Assets						
Land	-	50,000	50,000	5,000	5,000	
Improvements	266,659	730,914	1,535,883	1,513,076	1,513,076	
Equipment	43,213	41,583	48,054	172,000	172,000	
Total Capital Assets	309,872	822,497	1,633,937	1,690,076	1,690,076	
Interfund Reimb	\$ -	\$ -	\$ -	\$ (81,304)	\$ (81,304)	
Appropriation for Contingencies	-	-	832,775	703,874	703,874	
Total Financing Uses	\$ 7,680,074	\$ 8,664,466	\$ 10,885,435	\$ 11,051,381	\$ 11,051,381	
Total Expenditures/Appropriations	\$ 7,680,074	\$ 8,664,466	\$ 10,885,435	\$ 11,051,381	\$ 11,051,381	
Net Cost	\$ (1,703,536)	\$ (1,585,504)	\$ -	\$ -	\$ -	
Positions	19.0	22.0	22.0	22.0	22.0	

2018-19 PROGRAM INFORMATION

BU: 9338000 Sunrise Recreation And Park District

<u>Appropriations</u>	<u>Reimbursements</u>	<u>Net</u>	<u>Federal</u>	<u>State</u>	<u>Fees/</u>	<u>Fund</u>	<u>Net</u>	<u>Positions</u>	<u>Vehicles</u>
	<u>Realignment/ Prop 172</u>	<u>Appropriations</u>			<u>Other</u>	<u>Balance</u>	<u>Cost</u>		
	<u>Other</u>								

FUNDED

Program No. and Title: 001 Sunrise Recreation and Park District

11,132,685	0	-81,304	11,051,381	0	0	9,465,877	1,585,504	0	22.0	0
------------	---	---------	------------	---	---	-----------	-----------	---	------	---

Program Type: Discretionary

Countywide Priority: 4 -- Sustainable and Livable Communities

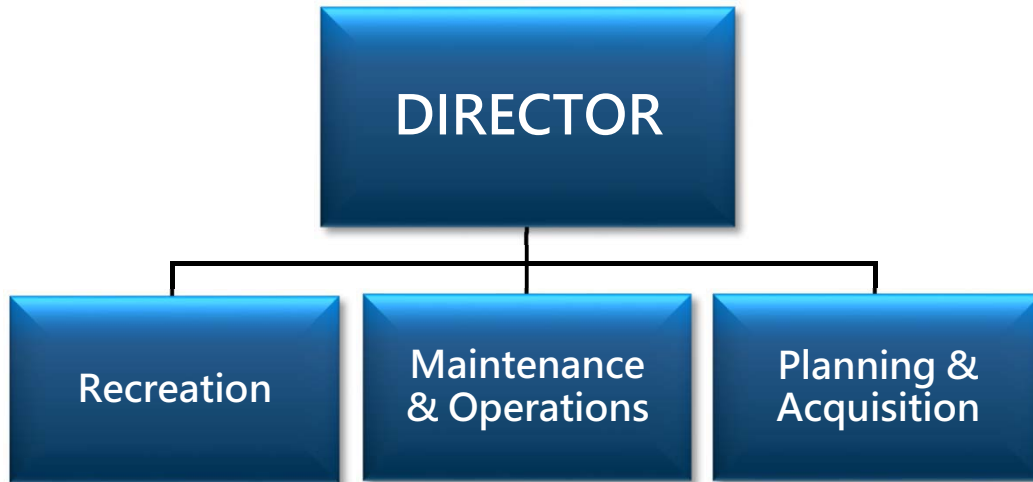
Strategic Objective: C1 -- Develop and sustain livable and attractive neighborhoods and communities

Program Description: Provide park facilities and recreation services in northern Sacramento County

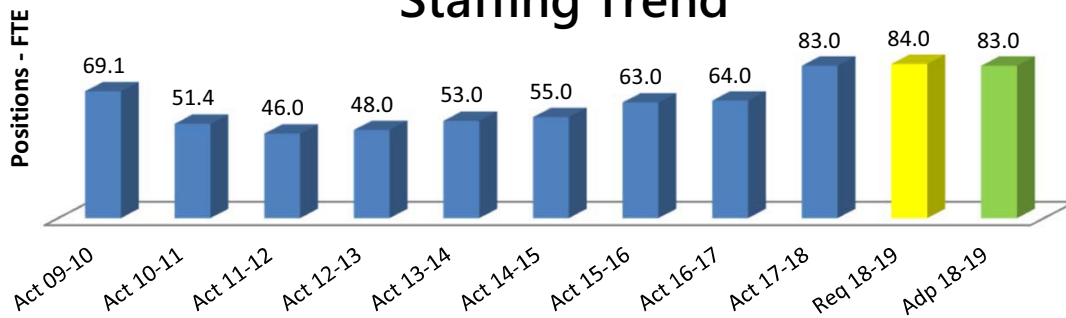
FUNDED										
11,132,685	0	-81,304	11,051,381	0	0	9,465,877	1,585,504	0	22.0	0

GRAND TOTAL FUNDED										
11,132,685	0	-81,304	11,051,381	0	0	9,465,877	1,585,504	0	22.0	0

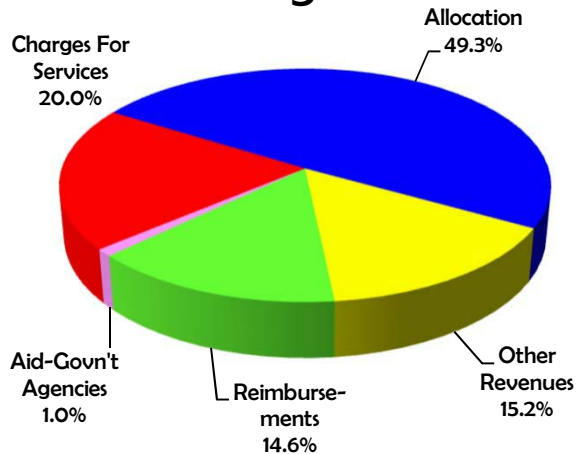
DEPARTMENTAL STRUCTURE
VACANT, DIRECTOR



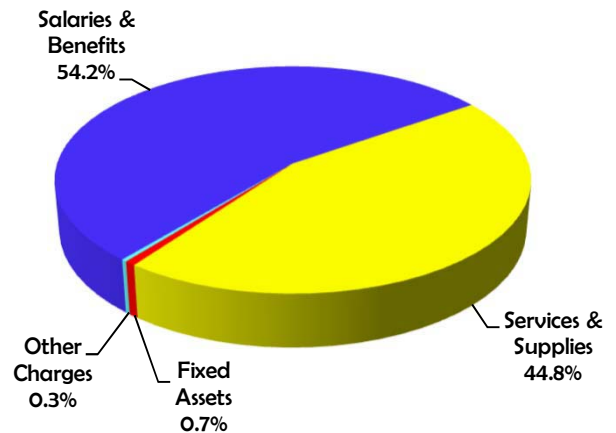
Staffing Trend



Financing Sources



Financing Uses



Summary					
Classification	2016-17 Actual	2017-18 Actual	2017-18 Adopted	2018-19 Recommend	2018-19 Adopted by the Board of Supervisors
1	2	3	4	5	6
Total Requirements	12,027,365	12,433,278	15,029,809	17,186,248	17,186,248
Total Financing	5,800,314	6,178,376	6,926,025	7,278,465	7,278,465
Net Cost	6,227,051	6,254,902	8,103,784	9,907,783	9,907,783
Positions	64.0	83.0	83.0	83.0	83.0

PROGRAM DESCRIPTION:

The Department of Regional Parks acquires land and manages properties of the regional park and open space system, educates the public about the use of leisure-time activities and the cultural and natural history of the County, and provides recreational activities to the general public and special populations of regional significance.

MISSION:

Enhance the health, enjoyment and quality of life in the region by:

- Acquiring, managing, and protecting park and open space lands.
- Educating the public on the uses and values of leisure time activities, and the cultural and natural history of the County.
- Growing and linking a system of regional parks, trails and open space in Sacramento and neighboring counties.
- Providing a broad range of recreational activities for the community’s diverse populations.
- Providing stewardship and protection of Sacramento County’s regional park system through partnerships, planning and community involvement.

GOALS:

- Provide affordable, accessible, clean and safe recreational activities and facilities for all.
- Protect natural habitats and the environment.
- Preserve cultural and historical resources.

SIGNIFICANT DEVELOPMENTS DURING FY 2017-18:

- Parks Operations office relocated to 10361 Rockingham.
- Recently released historic data indicated that high levels of E.coli were recorded in the American River over the past few years. The source of the high levels is unknown at this time and in partnership with the County Health office, the Department designed an easy to use website for park visitors to see current E.coli levels at several popular swimming areas along the American River. The Regional Water Quality Control Board will continue to monitor the river and will be producing a report with potential sources of E. coli during Fiscal Year 2018-19.
- Requests for Qualifications for the Natural Resource Management Plan were released, with work on the plan slated to begin early next fiscal year.

SIGNIFICANT DEVELOPMENTS DURING FY 2017-18 (cont.):

- Implementation of Visitor Services Teams is underway on the American River Parkway. The Department has received positive feedback from the services provided by the team throughout the American River Parkway.

FY 2018-19 APPROVED RECOMMENDED BUDGET

RECOMMENDED GROWTH FOR FY 2018-19:

- One-time recommended growth requests include:
 - Appropriations of \$401,977 offset by revenues of \$401,977.
- Details are included in the Program Information – Growth Request Recommended section of this budget unit.

FY 2018-19 BUDGET RECOMMENDED FOR ADOPTION

ADJUSTMENTS TO APPROVED RECOMMENDED 2018-19 BUDGET Budget Unit: 6400000 - Regional Parks			
Detail by Revenue Category and Expenditure Object	Approved Recommended Budget 2018-19	Recommended For Adopted Budget 2018-19	Variance
Licenses, Permits & Franchises	\$ 10,000	\$ 10,000	\$ -
Revenue from Use Of Money & Property	252,184	252,184	-
Intergovernmental Revenues	201,977	201,977	-
Charges for Services	4,202,272	4,015,010	(187,262)
Miscellaneous Revenues	2,692,885	2,799,294	106,409
Total Revenue	\$ 7,359,318	\$ 7,278,465	\$ (80,853)
Salaries & Benefits	\$ 11,006,909	\$ 10,905,916	(100,993)
Services & Supplies	5,894,702	5,946,362	51,660
Other Charges	65,950	65,950	-
Equipment	75,481	131,890	56,409
Expenditure Transfer & Reimbursement	(88,870)	136,130	225,000
Total Expenditures/Appropriations	\$ 16,954,172	\$ 17,186,248	\$ 232,076
Net Cost	\$ 9,594,854	\$ 9,907,783	\$ 312,929
Positions	83.0	83.0	0.0

DESCRIPTION OF CHANGES FROM APPROVED RECOMMENDED BUDGET:

- The allocation (net cost) has increased by \$312,929.
- Rebudget Changes
 - Appropriations have increased \$283,069 due to rebudgeting:
 - \$56,409 for two Gator tractors, which is offset in revenues from the Regional Sanitation District,
 - \$86,000 for an Up-fit charge to Ranger Patrol vehicles, and
 - \$140,660 for the demolition of the Paige property.
- Additional Recommended Growth
 - Recommended one-time growth request includes \$50,000 in net appropriations, \$50,000 in revenue, and no net county cost.
 - Growth details are included in the Program Information – Growth Requests Recommended for September section of this budget unit.
- Other Changes
 - Appropriations have decreased \$187,262 due to a reduction of Ranger Patrol Services to the Regional Sanitation District.
 - Appropriations have increased \$86,269 due to an anticipated increase in negotiated cost of living adjustments.
 - Revenues have decreased \$187,262 in Contract Ranger Patrol services due to the reduction of Ranger Patrol Services to the Regional Sanitation District.

SCHEDULE:

State Controller Schedule County Budget Act January 2010	County of Sacramento Detail of Financing Sources and Financing Uses Governmental Funds Fiscal Year 2018-19	Schedule 9
---	--	-------------------

Budget Unit **640000 - Regional Parks**
 Function **RECREATION & CULTURAL SERVICES**
 Activity **Recreation Facilities**
 Fund **001A - GENERAL**

Detail by Revenue Category and Expenditure Object	2016-17 Actual	2017-18 Actual	2017-18 Adopted	2018-19 Recommended	2018-19 Adopted by the Board of Supervisors
1	2	3	4	5	6
Licenses, Permits & Franchises	\$ 14,280	\$ 6,000	\$ 10,000	\$ 10,000	\$ 10,000
Fines, Forfeitures & Penalties	195	327	-	-	-
Revenue from Use Of Money & Property	170,017	154,415	229,234	252,184	252,184
Intergovernmental Revenues	133,548	206,968	200,000	201,977	201,977
Charges for Services	4,111,102	4,232,717	4,167,425	4,015,010	4,015,010
Miscellaneous Revenues	1,371,172	1,573,073	2,319,366	2,799,294	2,799,294
Other Financing Sources	-	4,876	-	-	-
Total Revenue	\$ 5,800,314	\$ 6,178,376	\$ 6,926,025	\$ 7,278,465	\$ 7,278,465
Salaries & Benefits	\$ 7,728,957	\$ 8,754,456	\$ 10,239,385	\$ 10,905,916	\$ 10,905,916
Services & Supplies	3,409,224	4,395,041	5,396,402	5,946,362	5,946,362
Other Charges	128,914	589,104	477,834	65,950	65,950
Equipment	66,113	96,898	303,323	131,890	131,890
Interfund Charges	681,443	640,227	640,227	637,909	637,909
Interfund Reimb	(219,156)	(2,456,774)	(2,456,774)	(1,429,862)	(1,429,862)
Intrafund Charges	1,280,837	1,717,647	1,732,730	2,424,695	2,424,695
Intrafund Reimb	(1,048,967)	(1,303,321)	(1,303,318)	(1,496,612)	(1,496,612)
Total Expenditures/Appropriations	\$ 12,027,365	\$ 12,433,278	\$ 15,029,809	\$ 17,186,248	\$ 17,186,248
Net Cost	\$ 6,227,051	\$ 6,254,902	\$ 8,103,784	\$ 9,907,783	\$ 9,907,783
Positions	64.0	83.0	83.0	83.0	83.0

2018-19 PROGRAM INFORMATION

BU: 640000 Regional Parks

Appropriations	Reimbursements		Net	Federal	State	Fees/	Fund	Net	Positions	Vehicles
	Realignment/ Prop 172	Other	Appropriations			Other	Balance	Cost		

FUNDED

Program No. and Title: 001 American River Parkway Maintenance

3,803,481	0	-91,836	3,711,645	0	0	1,547,328	0	2,164,317	11.0	14
-----------	---	---------	-----------	---	---	-----------	---	-----------	------	----

Program Type: Discretionary

Countywide Priority: 4 -- Sustainable and Livable Communities

Strategic Objective: C1 -- Develop and sustain livable and attractive neighborhoods and communities

Program Description: Park maintenance provides clean and safe park environment for community to enjoy, protects natural areas, preserves County assets and retains adjacent property values.

Program No. and Title: 002 Effie Yeaw Nature Center

24,600	0	0	24,600	0	0	0	0	24,600	0.0	0
--------	---	---	--------	---	---	---	---	--------	-----	---

Program Type: Discretionary

Countywide Priority: 4 -- Sustainable and Livable Communities

Strategic Objective: C2 -- Promote opportunities for civic involvement

Program Description: Nature Center leased to American River Natural History Association; lease provides activities in nature area and museum for children & families to learn about the natural resources within the American River Parkway.

Program No. and Title: 003 Therapeutic Recreation Services

480,156	0	0	480,156	0	0	158,673	0	321,483	2.0	1
---------	---	---	---------	---	---	---------	---	---------	-----	---

Program Type: Discretionary

Countywide Priority: 4 -- Sustainable and Livable Communities

Strategic Objective: C2 -- Promote opportunities for civic involvement

Program Description: Provides programs to people with disabilities and special needs that teach independent living skills, such as money management, using public transportation and cooking; health and fitness programs; and socialization programs.

Program No. and Title: 004 American River Parkway Ranger Patrol

4,654,201	0	-201,390	4,452,811	0	0	1,506,757	0	2,946,054	20.0	14
-----------	---	----------	-----------	---	---	-----------	---	-----------	------	----

Program Type: Discretionary

Countywide Priority: 2 -- Discretionary Law-Enforcement

Strategic Objective: PS1 -- Protect the community from criminal activity, abuse and violence

Program Description: Park Ranger peace officers enforce County ordinances and CA Vehicle, Penal, Health & Safety Codes within Sacramento County Regional Parks, identified Zones of Impact, and areas located just outside Regional Park sites that are affected by Park activities.

<u>Appropriations</u>	<u>Reimbursements</u>		<u>Net</u>	<u>Federal</u>	<u>State</u>	<u>Fees/</u>	<u>Fund</u>	<u>Net</u>	<u>Positions</u>	<u>Vehicles</u>
	<u>Realignment/</u>	<u>Other</u>	<u>Appropriations</u>			<u>Other</u>	<u>Balance</u>	<u>Cost</u>		
	<u>Prop 172</u>									
<u>Program No. and Title: 005 Park Design/ Planning/Development/ Review (Planning)</u>										
759,292	0	0	759,292	0	0	600,000	0	159,292	1.0	0
<i>Program Type:</i> Discretionary										
<i>Countywide Priority:</i> 4 -- Sustainable and Livable Communities										
<i>Strategic Objective:</i> C1 -- Develop and sustain livable and attractive neighborhoods and communities										
<i>Program Description:</i> Complete Capital Improvement Projects from planning and design through development. Prepare and develop complex site plans. Review/comment on environmental documents. Review land development projects. Negotiate and administer consultant contracts.										
<u>Program No. and Title: 006 Dry Creek Parkway and Open Space</u>										
475,817	0	-4,175	471,642	0	0	114,073	0	357,569	1.0	1
<i>Program Type:</i> Discretionary										
<i>Countywide Priority:</i> 2 -- Discretionary Law-Enforcement										
<i>Strategic Objective:</i> PS1 -- Protect the community from criminal activity, abuse and violence										
<i>Program Description:</i> Park Ranger Patrol and maintenance provides a clean and safe park environment for the community to enjoy, protects natural areas, preserves County assets and retains adjacent property values.										
<u>Program No. and Title: 007 Illegal Camping Detail</u>										
4,665,863	0	-1,200,000	3,465,863	0	0	56,409	0	3,409,454	25.0	13
<i>Program Type:</i> Discretionary										
<i>Countywide Priority:</i> 2 -- Discretionary Law-Enforcement										
<i>Strategic Objective:</i> PS1 -- Protect the community from criminal activity, abuse and violence										
<i>Program Description:</i> Patrol illegal camps on the lower ARP; contact and refer to shelters/cite/arrest; clean up camp debris										
<u>Program No. and Title: 008 Gibson Ranch Park</u>										
186,500	0	0	186,500	0	0	0	0	186,500	0.0	0
<i>Program Type:</i> Discretionary										
<i>Countywide Priority:</i> 4 -- Sustainable and Livable Communities										
<i>Strategic Objective:</i> C1 -- Develop and sustain livable and attractive neighborhoods and communities										
<i>Program Description:</i> Park maintenance provides clean and safe park environment for community to enjoy, protects natural areas, preserves County assets and retains adjacent property values.										
<u>Program No. and Title: 009 Delta Operations</u>										
294,590	0	0	294,590	0	0	209,684	0	84,906	1.0	1
<i>Program Type:</i> Discretionary										
<i>Countywide Priority:</i> 4 -- Sustainable and Livable Communities										
<i>Strategic Objective:</i> C1 -- Develop and sustain livable and attractive neighborhoods and communities										
<i>Program Description:</i> Park Ranger Assistants and park maintenance staff provide limited park patrols and park maintenance for a clean and safe park environment for the community to enjoy.										

Appropriations	Reimbursements		Net	Federal	State	Fees/ Other	Fund Balance	Net Cost	Positions	Vehicles
	Realignment/ Prop 172	Other	Appropriations							
Program No. and Title: 010 Mather Regional Park										
568,812	0	-108,063	460,749	0	0	337,184	0	123,565	2.0	2
<i>Program Type:</i> Discretionary										
<i>Countywide Priority:</i> 2 -- Discretionary Law-Enforcement										
<i>Strategic Objective:</i> PS1 -- Protect the community from criminal activity, abuse and violence										
<i>Program Description:</i> Park Ranger Patrol and maintenance provides a clean and safe park environment for the community to enjoy, protects natural areas, preserves County assets and retains adjacent property values.										
Program No. and Title: 011 Contract Maintenance										
1,962,204	0	0	1,962,204	0	0	1,962,204	0	0	12.0	8
<i>Program Type:</i> Discretionary										
<i>Countywide Priority:</i> 4 -- Sustainable and Livable Communities										
<i>Strategic Objective:</i> C1 -- Develop and sustain livable and attractive neighborhoods and communities										
<i>Program Description:</i> Landscaping services for County facilities.										
Program No. and Title: 012 Contract Ranger Patrol										
106,620	0	0	106,620	0	0	105,486	0	1,134	0.0	1
<i>Program Type:</i> Discretionary										
<i>Countywide Priority:</i> 2 -- Discretionary Law-Enforcement										
<i>Strategic Objective:</i> PS1 -- Protect the community from criminal activity, abuse and violence										
<i>Program Description:</i> Park Rangers enforce County ordinances and California Vehicle, Penal, Health & Safety Codes within contracted patrol areas (open space and trails) and identified Zones of Impact, located just outside of patrol areas.										
Program No. and Title: 013 Admin/ Operations (Dept Mgmt)										
1,324,782	0	-1,321,010	3,772	0	0	0	0	3,772	6.0	2
<i>Program Type:</i> Discretionary										
<i>Countywide Priority:</i> 4 -- Sustainable and Livable Communities										
<i>Strategic Objective:</i> IS -- Internal Support										
<i>Program Description:</i> Department administration, accounts payable, management and oversight, human resources and payroll										
Program No. and Title: 014 Leisure Services										
353,827	0	0	353,827	0	0	228,690	0	125,137	2.0	0
<i>Program Type:</i> Discretionary										
<i>Countywide Priority:</i> 4 -- Sustainable and Livable Communities										
<i>Strategic Objective:</i> C1 -- Develop and sustain livable and attractive neighborhoods and communities										
<i>Program Description:</i> Administration of County Service Areas, volunteer and education programs at Cosumnes River Preserve. Limited coordination of large special events that occur in the park system; picnic reservation and program services; and permits for organizations to utilize parks.										
FUNDED										
19,660,745	0	-2,926,474	16,734,271	0	0	6,826,488	0	9,907,783	83.0	57

Appropriations	Reimbursements		Net	Federal	State	Fees/	Fund	Net	Positions	Vehicles
	Realignment/ Prop 172	Other	Appropriations			Other	Balance	Cost		

GROWTH REQUEST RECOMMENDED (APPROVED IN JUNE)

Program No. and Title: 001 American River Parkway Maintenance

350,000	0	0	350,000	0	0	350,000	0	0	0.0	0
---------	---	---	---------	---	---	---------	---	---	-----	---

Program Type: Discretionary

Countywide Priority: 4 -- Sustainable and Livable Communities

Strategic Objective: C1 -- Develop and sustain livable and attractive neighborhoods and communities

Program Description: The Department is pursuing grant funds to enter into contracts and partnership which will contract with an organization to provide debris clean up on the American River Parkway.

Program No. and Title: 003 Therapeutic Recreation Services

0	0	0	0	0	0	0	0	0	0.0	0
---	---	---	---	---	---	---	---	---	-----	---

Program Type: Discretionary

Countywide Priority: 4 -- Sustainable and Livable Communities

Strategic Objective: C1 -- Develop and sustain livable and attractive neighborhoods and communities

Program Description: Extra Help Program Support: Addition of .48 FTE Recreation Aides for Therapeutic Recreation Services program, consistent with the Service Review Report presented to the Board in February 2017. The .48 FTE Recreation Aides extra help positions added to the TRS Budget would allow the program to expand services and programs to the residents of the County. Programs such as Special Olympics, education courses, and overnight trips need additional resources and staff in order to provide safe and quality programs.

Program No. and Title: 006 Dry Creek Parkway and Open Space

51,977	0	0	51,977	51,977	0	0	0	0	0.0	0
--------	---	---	--------	--------	---	---	---	---	-----	---

Program Type: Discretionary

Countywide Priority: 2 -- Discretionary Law-Enforcement

Strategic Objective: PS1 -- Protect the community from criminal activity, abuse and violence

Program Description: The Department is pursuing a grant with the State OHV program to purchase motorcycles and necessary safety equipment to patrol open space areas including the Dry Creek Parkway, Deer Creek Hills and Bufferlands.

Program No. and Title: 013 Admin/ Operations (Dept Mgmt)

0	0	0	0	0	0	0	0	0	0.0	0
---	---	---	---	---	---	---	---	---	-----	---

Program Type: Discretionary

Countywide Priority: 4 -- Sustainable and Livable Communities

Strategic Objective: IS -- Internal Support

Program Description: This is a transfer from Regional Parks to General Services for the portion of the ADA Transition Plan allocated to the Department. Department costs are based on the number of buildings the Department is responsible for managing.

GROWTH REQUEST RECOMMENDED (APPROVED IN JUNE)

401,977	0	0	401,977	51,977	0	350,000	0	0	0.0	0
---------	---	---	---------	--------	---	---------	---	---	-----	---

Appropriations	Reimbursements		Net	Federal	State	Fees/ Other	Fund Balance	Net Cost	Positions	Vehicles
	Realignment/ Prop 172	Other	Appropriations							

GROWTH REQUEST RECOMMENDED (APPROVED IN SEPTEMBER)

Program No. and Title: 001 American River Parkway Maintenance

50,000	0	0	50,000	0	0	50,000	0	0	0.0	0
--------	---	---	--------	---	---	--------	---	---	-----	---

Program Type: Discretionary

Countywide Priority: 4 -- Sustainable and Livable Communities

Strategic Objective: C1 -- Develop and sustain livable and attractive neighborhoods and communities

Program Description: The Department is pursuing additional grant funds to enter into contracts and partnership which will contract with an organization to provide debris clean up on the American River Parkway.

GROWTH REQUEST RECOMMENDED (APPROVED IN SEPTEMBER)

50,000	0	0	50,000	0	0	50,000	0	0	0.0	0
--------	---	---	--------	---	---	--------	---	---	-----	---

GRAND TOTAL FUNDED

20,112,722	0	-2,926,474	17,186,248	51,977	0	7,226,488	0	9,907,783	83.0	57
------------	---	------------	------------	--------	---	-----------	---	-----------	------	----

<u>Appropriations</u>	<u>Reimbursements</u>		<u>Net</u>	<u>Federal</u>	<u>State</u>	<u>Fees/</u>	<u>Fund</u>	<u>Net</u>	<u>Positions</u>	<u>Vehicles</u>
	<u>Realignment/</u>	<u>Other</u>	<u>Appropriations</u>			<u>Other</u>	<u>Balance</u>	<u>Cost</u>		
	<u>Prop 172</u>									

GROWTH REQUEST NOT RECOMMENDED

Program No. and Title: 001 American River Parkway Maintenance

200,000	0	0	200,000	0	0	0	0	200,000	0.0	0
---------	---	---	---------	---	---	---	---	---------	-----	---

Program Type: Discretionary

Countywide Priority: 4 -- Sustainable and Livable Communities

Strategic Objective: C1 -- Develop and sustain livable and attractive neighborhoods and communities

Program Description: Grazing: Funding for grazing contracts on the American River Parkway and Dry Creek Parkway, for fire risk reduction. Grazing has proven to be an effective, environmentally friendly means to reduce the fire fuel loads in our Regional Parks system. Past activity has been funded with one time authorizations from the Board of Supervisors and salary savings from the Department. The benefits of funding this growth request include improved safety on both parkways, protection of the natural environment and reduction of power outages due to fire impacts the in the lower American River Parkway.

Program No. and Title: 001 American River Parkway Maintenance

0	0	0	0	0	0	-108,756	0	108,756	0.0	0
---	---	---	---	---	---	----------	---	---------	-----	---

Program Type: Discretionary

Countywide Priority: 4 -- Sustainable and Livable Communities

Strategic Objective: C1 -- Develop and sustain livable and attractive neighborhoods and communities

Program Description: Backfill Habitat Restoration Program Revenues: This request is eliminate the Habitat Restoration Program (HRP) revenues included in the ARP Maintenance budget and backfill those revenues with increased general fund. Since 2009, these funds have been included in the Department’s budget, specifically in the ARP Maintenance program, as a revenue source funding the Sr. Natural Resource Specialist position. HRP fees are not a sustainable on-going revenue source, and the Department projects the fund will be depleted by Fiscal Year 2019-20 due to the Board initiated project funding the American River Parkway Natural Resource Management Plan.

Program No. and Title: 001 American River Parkway Maintenance

800,000	0	0	800,000	0	0	0	0	800,000	0.0	0
---------	---	---	---------	---	---	---	---	---------	-----	---

Program Type: Discretionary

Countywide Priority: 4 -- Sustainable and Livable Communities

Strategic Objective: C1 -- Develop and sustain livable and attractive neighborhoods and communities

Program Description: Ancil Hoffman Parking Lot and Fencing: Funding for the repairs of the Ancil Hoffman Park Parking Lots and replacement of the Ancil Hoffman Park Fence. This is a transfer into the Parks Construction Fund. The parking lots at Ancil Hoffman Park are in dire need of repair. This funding will allow the Department to enter into a contract with a paving company for these repairs, rather than piece meal repairs done by staff as time permits. These repairs will prolong life of the parking lot. The fence at Ancil Hoffman Park is in various states of disrepair. The chain link fence around the maintenance yard and along the perimeter of the golf course does not provide a positive visual first impression when entering the park and should be replaced to a more visually appropriate fence that complements the golf course and park.

Program No. and Title: 004 American River Parkway Ranger Patrol

0	0	0	0	0	0	-327,351	0	327,351	0.0	0
---	---	---	---	---	---	----------	---	---------	-----	---

Program Type: Discretionary

Countywide Priority: 2 -- Discretionary Law-Enforcement

Strategic Objective: C1 -- Develop and sustain livable and attractive neighborhoods and communities

Program Description: Backfill Habitat Restoration Program Revenues: This request is eliminate the Habitat Restoration Program (HRP) revenues included in the ARP Ranger budget and backfill those revenues with increased general fund. Since 2009, these funds have been included in the Department’s budget, specifically in the ARP Ranger program, as a revenue source funding Ranger positions. HRP fees are not a sustainable on-going revenue source, and the Department projects the fund will be depleted by Fiscal Year 2019-20 due to the Board initiated project funding the American River Parkway Natural Resource Management Plan.

	<u>Appropriations</u>	<u>Reimbursements</u>		Net Appropriations	Federal	State	Fees/ Other	Fund Balance	Net Cost	Positions	Vehicles
		Realignment/ Prop 172	Other								
<u>Program No. and Title: 005 Park Design/ Planning/Development/ Review (Planning)</u>											
	50,000	0	0	50,000	0	0	0	0	50,000	0.0	0
Program Type: Discretionary											
Countywide Priority: 4 -- Sustainable and Livable Communities											
Strategic Objective: C1 -- Develop and sustain livable and attractive neighborhoods and communities											
Program Description: Grant Writing: This funding will enable the Department to enter into a service agreement for a grant writer and will better position the Department to proactively pursue grant opportunities.											
<u>Program No. and Title: 006 Dry Creek Parkway and Open Space</u>											
	210,000	0	0	210,000	0	0	0	0	210,000	0.0	0
Program Type: Discretionary											
Countywide Priority: 4 -- Sustainable and Livable Communities											
Strategic Objective: C1 -- Develop and sustain livable and attractive neighborhoods and communities											
Program Description: Dillard Ranch Capital Improvement: Funding for capital improvements needed at the Dillard Ranch facility. The Department expects the transfer of the Dillard Ranch to take place sometime around June 2018. As a result the Department will inherit the facilities in an "as is" condition. Based on the Department of General Services assessment of the existing facilities the Department is expecting around \$210,000 of necessary costs to render the property safe and free of hazards for staff and possible future caretakers to inhabit the property. Improvements include lead and asbestos surveys, repairs or destruction of the existing ranch house and modifications to the power delivery system and other essential repairs.											
<u>Program No. and Title: 006 Dry Creek Parkway and Open Space</u>											
	80,000	0	0	80,000	0	0	0	0	80,000	0.0	0
Program Type: Discretionary											
Countywide Priority: 4 -- Sustainable and Livable Communities											
Strategic Objective: PS1 -- Protect the community from criminal activity, abuse and violence											
Program Description: Nuisance Property Abatement: This request for funding is to complete the demolition and abatement of a barn and small auxiliary structures, clean up of hazardous materials and removal of debris on property in the Dry Creek Parkway the County received as part of life estate.											
<u>Program No. and Title: 008 Gibson Ranch Park</u>											
	277,690	0	0	277,690	0	0	0	0	277,690	0.0	0
Program Type: Discretionary											
Countywide Priority: 4 -- Sustainable and Livable Communities											
Strategic Objective: C1 -- Develop and sustain livable and attractive neighborhoods and communities											
Program Description: Parking Lots and Roads: Funding for the repairs of the Gibson Ranch Park parking lots and roads. This is a transfer into the Parks Construction Fund. The parking lots and roads at Gibson Ranch Park are in dire need of repair. This funding will allow the Department to enter into a contract with a paving company for these repairs and will prolong life of the parking lot and roads.											

	<u>Appropriations</u>	<u>Reimbursements</u>		<u>Net</u>	<u>Federal</u>	<u>State</u>	<u>Fees/</u>	<u>Fund</u>	<u>Net</u>	<u>Positions</u>	<u>Vehicles</u>
		<u>Realignment/</u>	<u>Other</u>	<u>Appropriations</u>			<u>Other</u>	<u>Balance</u>	<u>Cost</u>		
		<u>Prop 172</u>									

Program No. and Title: 014 Leisure Services

127,606	0	0	127,606	0	0	0	0	127,606	1.0	1
---------	---	---	---------	---	---	---	---	---------	-----	---

Program Type: Discretionary

Countywide Priority: 4 -- Sustainable and Livable Communities

Strategic Objective: C1 -- Develop and sustain livable and attractive neighborhoods and communities

Program Description: Park Interpretive Supervisor: This request includes the addition of Park Interpretive Supervisor consistent with the Service Review Report provided to the Board in February 2017. The Park Interpretive Supervisor will coordinate the use and programming of park facilities throughout the County. The Department is responsible for diverse historical and open space resources that accommodate a variety of youth and adult education and programming experiences. The programming is provided by a variety of non-profit and community organizations who are all dedicated to providing quality programs. Over the past two years, community and nonprofit groups have been meeting in an attempt to coordinate activities across the Regional Parks system. As a result, the need for a single point of contact to coordinate activities and provide support to our community partners has been identified by the Department. This position will expand the use and availability of our Regional Park resources and programs throughout the County and will increase the connection our community has with our Regional Parks, open space and community history.

GROWTH REQUEST NOT RECOMMENDED

1,745,296	0	0	1,745,296	0	0	-436,107	0	2,181,403	1.0	1
-----------	---	---	-----------	---	---	----------	---	-----------	-----	---

GRAND TOTAL NOT RECOMMENDED

1,745,296	0	0	1,745,296	0	0	-436,107	0	2,181,403	1.0	1
-----------	---	---	-----------	---	---	----------	---	-----------	-----	---

Summary

Classification	2016-17 Actual	2017-18 Actual	2017-18 Adopted	2018-19 Recommend	2018-19 Adopted by the Board of Supervisors
1	2	3	4	5	6
Total Requirements	61,471	19,884	20,049	23,449	23,449
Total Financing	70,587	30,181	20,049	23,449	23,449
Net Cost	(9,116)	(10,297)	-	-	-

PROGRAM DESCRIPTION:

County Parks Community Facilities District (CFD 2006-1) shall provide local and regional park maintenance and operation services for park, parkway, trails, park and recreational programs and open space facilities within the boundary of County Service Area 4B. This CFD funds construction of park amenities including trails, picnic areas, sports fields, community centers and restrooms; and also funds acquisition of parkland.

MISSION:

To provide local and regional park maintenance and operation services within County Service Area 4B, including acquisition of parkland, construction of park amenities including trails, picnic areas, sports fields, community centers and restrooms.

GOAL:

Provide local and regional park maintenance and operation services for the area at a level permitted by available resources.

FY 2018-19 APPROVED RECOMMENDED BUDGET

FUND BALANCE FOR FY 2018-19:

Available fund balance is \$2,220 due to revenues slightly higher than budgeted.

BUDGET RESERVE BALANCES FOR FY 2018-19:

Reserve – \$35,091

The Reserve is maintained to provide funding for capital projects. Reserve reflects an increase of \$15,207 from the Fiscal Year 2017-18 Adopted Budget.

FY 2018-19 BUDGET RECOMMENDED FOR ADOPTION

ADJUSTMENTS TO APPROVED RECOMMENDED 2018-19 BUDGET				
Budget Unit: 6494000 - County Parks CFD 2006-1				
Detail by Revenue Category and Expenditure Object	Approved Recommended Budget 2018-19	Recommended For Adopted Budget 2018-19	Variance	
Fund Balance	\$ 2,220	\$ 10,297	8,077	
Charges for Services	13,152	13,152	-	
Total Revenue	\$ 15,372	\$ 23,449	8,077	
Reserve Provision	\$ 15,207	\$ 23,284	8,077	
Other Charges	165	165	-	
Total Financing Uses	\$ 15,372	\$ 23,449	8,077	
Total Expenditures/Appropriations	\$ 15,372	\$ 23,449	-	
Net Cost	-	-	-	

DESCRIPTION OF CHANGES FROM APPROVED RECOMMENDED BUDGET:

- Rebudget/Reserve/Fund Balance Changes
 - Fund Balance has increased by \$8,077 due to revenues coming in higher than anticipated. This increase is offset by an increase in \$8,077 to Provision for Reserve.

REVISED RESERVE BALANCES FOR FY 2018-19:

Reserve - \$43,168

SCHEDULE:

State Controller Schedule County Budget Act January 2010		County of Sacramento Special Districts and Other Agencies Financing Sources and Uses by Budget Unit by Object Fiscal Year 2018-19			Schedule 15 6494000 - County Parks CFD 2006-1 563A - COUNTY PARKS CFD NO. 2006-1	
Detail by Revenue Category and Expenditure Object	2016-17 Actual	2017-18 Actual	2017-18 Adopted	2018-19 Recommended	2018-19 Adopted by the Board of Supervisors	
1	2	3	4	5	6	
Fund Balance	\$ 11,344	\$ 9,117	\$ 9,117	\$ 10,297	\$ 10,297	
Reserve Release	39,360	-	-	-	-	
Revenue from Use Of Money & Property	499	388	-	-	-	
Charges for Services	19,384	20,676	10,932	13,152	13,152	
Total Revenue	\$ 70,587	\$ 30,181	\$ 20,049	\$ 23,449	\$ 23,449	
Reserve Provision	\$ -	\$ 19,884	\$ 19,884	\$ 23,284	\$ 23,284	
Other Charges	-	-	165	165	165	
Interfund Charges	61,471	-	-	-	-	
Total Financing Uses	\$ 61,471	\$ 19,884	\$ 20,049	\$ 23,449	\$ 23,449	
Total Expenditures/Appropriations	\$ 61,471	\$ 19,884	\$ 20,049	\$ 23,449	\$ 23,449	
Net Cost	\$ (9,116)	\$ (10,297)	\$ -	\$ -	\$ -	

2018-19 PROGRAM INFORMATION

BU: 6494000 County Parks CFD No. 2006-1

<u>Appropriations</u>	<u>Reimbursements</u>		<u>Net</u>	<u>Federal</u>	<u>State</u>	<u>Fees/</u>	<u>Fund</u>	<u>Net</u>	<u>Positions</u>	<u>Vehicles</u>
	<u>Realignment/</u>	<u>Other</u>	<u>Appropriations</u>			<u>Other</u>	<u>Balance</u>	<u>Cost</u>		
	<u>Prop 172</u>									

FUNDED

Program No. and Title: 001 CFD 2006-1

23,449	0	0	23,449	0	0	13,152	10,297	0	0.0	0
--------	---	---	--------	---	---	--------	--------	---	-----	---

Program Type: Discretionary

Countywide Priority: 4 -- Sustainable and Livable Communities

Strategic Objective: C1 -- Develop and sustain livable and attractive neighborhoods and communities

Program Description: Provide local parks and recreation services and support to County Service Area 4E CFD 2006-1

FUNDED										
23,449	0	0	23,449	0	0	13,152	10,297	0	0.0	0

GRAND TOTAL FUNDED										
23,449	0	0	23,449	0	0	13,152	10,297	0	0.0	0

Summary					
Classification	2016-17 Actual	2017-18 Actual	2017-18 Adopted	2018-19 Recommend	2018-19 Adopted by the Board of Supervisors
1	2	3	4	5	6
Total Requirements	174,585	10,602	17,203	21,060	21,060
Total Financing	179,544	17,920	17,203	21,060	21,060
Net Cost	(4,959)	(7,318)	-	-	-

PROGRAM DESCRIPTION:

County Service Area No. 4B (CSA 4B) was formed to provide local recreation and park services to the Wilton Community and surrounding areas in the south county.

- Provides recreation and special interest classes for children and adults.
- Provides family oriented special events in the community.
- Some programming is supplied by the Regional Parks Department which is reimbursed for these activities.
- Provides coordination and expertise on development of new park site.

MISSION:

To provide local recreation and park services to the south county and to the Wilton community.

GOAL:

Provide local recreation and park services for the area at a level permitted by available resources.

FY 2018-19 BUDGET RECOMMENDED FOR ADOPTION

ADJUSTMENTS TO APPROVED RECOMMENDED 2018-19 BUDGET				
Budget Unit: 6491000 - CSA No.4B-(Wilton-Cosumnes)				
Detail by Revenue Category and Expenditure Object	Approved Recommended Budget 2018-19	Recommended For Adopted Budget 2018-19	Variance	
Fund Balance	\$ -	\$ 7,317	\$	7,317
Taxes	4,886	4,886		-
Revenue from Use Of Money & Property	800	800		-
Intergovernmental Revenues	57	57		-
Charges for Services	8,000	8,000		-
Total Revenue	\$ 13,743	\$ 21,060	\$	7,317
Reserve Provision	\$ -	\$ 5,000	\$	5,000
Services & Supplies	13,743	16,060		2,317
Total Financing Uses	\$ 13,743	\$ 21,060	\$	7,317
Total Expenditures/Appropriations	\$ 13,743	\$ 21,060	\$	-
Net Cost	\$ -	\$ -	\$	-

DESCRIPTION OF CHANGES FROM APPROVED RECOMMENDED BUDGET:

- Rebudget/Reserve/Fund Balance Changes
 - Fund Balance has increased \$7,317 due to expenditures coming in less than budgeted. Appropriations have increased \$2,317 due to an anticipated increase in Public Work services and supplies, and Reserve Provision has increased \$5,000, offset by increase in Fund Balance.

REVISED RESERVE BALANCES FOR FY 2018-19:

Reserve - \$5,000

SCHEDULE:

State Controller Schedule		County of Sacramento			Schedule 15	
County Budget Act January 2010		Special Districts and Other Agencies Financing Sources and Uses by Budget Unit by Object Fiscal Year 2018-19				
		6491000 - CSA No.4B-(Wilton-Cosumnes)				
		560A - COUNTY SERVICE AREA 4B				
Detail by Revenue Category and Expenditure Object	2016-17 Actual	2017-18 Actual	2017-18 Adopted	2018-19 Recommended	2018-19 Adopted by the Board of Supervisors	
1	2	3	4	5	6	
Fund Balance	\$ 149,256	\$ 4,960	\$ 4,960	\$ 7,317	\$ 7,317	
Reserve Release	18,890	-	-	-	-	
Taxes	4,895	4,915	4,888	4,886	4,886	
Revenue from Use Of Money & Property	1,235	61	800	800	800	
Intergovernmental Revenues	53	50	55	57	57	
Charges for Services	5,215	7,934	6,500	8,000	8,000	
Total Revenue	\$ 179,544	\$ 17,920	\$ 17,203	\$ 21,060	\$ 21,060	
Reserve Provision	\$ -	\$ -	\$ -	\$ 5,000	\$ 5,000	
Services & Supplies	3,698	7,732	14,333	16,060	16,060	
Interfund Charges	170,887	2,870	2,870	-	-	
Total Financing Uses	\$ 174,585	\$ 10,602	\$ 17,203	\$ 21,060	\$ 21,060	
Total Expenditures/Appropriations	\$ 174,585	\$ 10,602	\$ 17,203	\$ 21,060	\$ 21,060	
Net Cost	\$ (4,959)	\$ (7,318)	\$ -	\$ -	\$ -	

2018-19 PROGRAM INFORMATION

BU: 6491000 County Service Area No. 4B (Wilton/Cosumnes)

<u>Appropriations</u>	<u>Reimbursements</u>		<u>Net</u>	<u>Federal</u>	<u>State</u>	<u>Fees/ Other</u>	<u>Fund Balance</u>	<u>Net Cost</u>	<u>Positions</u>	<u>Vehicles</u>
	<u>Realignment/ Prop 172</u>	<u>Other</u>	<u>Appropriations</u>							

FUNDED

Program No. and Title: 001 CSA 4-B Wilton/ Cosumnes

21,060	0	0	21,060	0	0	13,743	7,317	0	0.0	0
--------	---	---	--------	---	---	--------	-------	---	-----	---

Program Type: Discretionary

Countywide Priority: 4 -- Sustainable and Livable Communities

Strategic Objective: C1 -- Develop and sustain livable and attractive neighborhoods and communities

Program Description: Provide local parks and recreation services and support to County Service Area 4B Wilton/Cosumnes.

FUNDED										
21,060	0	0	21,060	0	0	13,743	7,317	0	0.0	0

GRAND TOTAL FUNDED										
21,060	0	0	21,060	0	0	13,743	7,317	0	0.0	0

Summary					
Classification	2016-17 Actual	2017-18 Actual	2017-18 Adopted	2018-19 Recommend	2018-19 Adopted by the Board of Supervisors
1	2	3	4	5	6
Total Requirements	41,172	35,113	45,561	49,561	49,561
Total Financing	51,021	48,944	45,561	49,561	49,561
Net Cost	(9,849)	(13,831)	-	-	-

PROGRAM DESCRIPTION:

County Service Area Number 4C was formed to provide local recreation and park services to the Delta area in the south county.

- Provides reservation and maintenance services for the Jean Harvie Senior and Community Center.
- Initiates, plans, and implements senior services and programs at the Jean Harvie Senior and Community Center and coordinates activities with other senior service providers.
- Augments community volunteer efforts to maintain Hood Park and Dr. Paul Barnes Park.

MISSION:

To provide safe, well maintained parks and community centers to the residents in the Delta region, and to implement programs and services at the Jean Harvie Senior and Community Center.

GOAL:

To provide safe and well maintained parks and programs for the residents of the Delta region at a level permitted by available resources.

FY 2018-19 APPROVED RECOMMENDED BUDGET

FUND BALANCE FOR FY 2018-19:

Available fund balance is \$2,024 due to expenditures from Fiscal Year 2017-18 coming in lower than anticipated.

BUDGET RESERVE BALANCES FOR FY 2018-19:

Reserve – \$14,467

This reserve is available for park and facility maintenance. Reserve remains unchanged from Fiscal Year 2017-18 Adopted Budget.

FY 2018-19 BUDGET RECOMMENDED FOR ADOPTION

ADJUSTMENTS TO APPROVED RECOMMENDED 2018-19 BUDGET			
Budget Unit: 6492000 - CSA No.4C-(Delta)			
Detail by Revenue Category and Expenditure Object	Approved Recommended Budget 2018-19	Recommended For Adopted Budget 2018-19	Variance
Fund Balance	\$ 2,204	\$ 13,832	\$ 11,628
Taxes	22,199	22,199	-
Revenue from Use Of Money & Property	60	60	-
Intergovernmental Revenues	270	270	-
Charges for Services	10,000	10,000	-
Miscellaneous Revenues	3,200	3,200	-
Total Revenue	\$ 37,933	\$ 49,561	\$ 11,628
Services & Supplies	\$ 37,933	\$ 49,561	\$ 11,628
Total Financing Uses	\$ 37,933	\$ 49,561	\$ 11,628
Total Expenditures/Appropriations	\$ 37,933	\$ 49,561	-
Net Cost	\$ -	\$ -	-

DESCRIPTION OF CHANGES FROM APPROVED RECOMMENDED BUDGET:

- Rebudget/Reserve/Fund Balance Changes
 - Appropriations have increased by \$11,628 for facility repairs, offset by increased Fund Balance due to revenues higher than anticipated.

SCHEDULE:

State Controller Schedule County Budget Act January 2010		County of Sacramento Special Districts and Other Agencies Financing Sources and Uses by Budget Unit by Object Fiscal Year 2018-19				Schedule 15
		6492000 - CSA No.4C-(Delta) 561A - COUNTY SERVICE AREA 4C				
Detail by Revenue Category and Expenditure Object	2016-17 Actual	2017-18 Actual	2017-18 Adopted	2018-19 Recommended	2018-19 Adopted by the Board of Supervisors	
1	2	3	4	5	6	
Fund Balance	\$ 9,411	\$ 9,849	\$ 9,849	\$ 13,832	\$ 13,832	
Taxes	22,733	24,179	22,198	22,199	22,199	
Revenue from Use Of Money & Property	226	288	60	60	60	
Intergovernmental Revenues	249	272	254	270	270	
Charges for Services	18,384	14,356	10,000	10,000	10,000	
Miscellaneous Revenues	18	-	3,200	3,200	3,200	
Total Revenue	\$ 51,021	\$ 48,944	\$ 45,561	\$ 49,561	\$ 49,561	
Services & Supplies	\$ 41,172	\$ 35,113	\$ 45,561	\$ 49,561	\$ 49,561	
Total Financing Uses	\$ 41,172	\$ 35,113	\$ 45,561	\$ 49,561	\$ 49,561	
Total Expenditures/Appropriations	\$ 41,172	\$ 35,113	\$ 45,561	\$ 49,561	\$ 49,561	
Net Cost	\$ (9,849)	\$ (13,831)	\$ -	\$ -	\$ -	

2018-19 PROGRAM INFORMATION

BU: 6492000 County Service Area No. 4C (Delta)

<u>Appropriations</u>	<u>Reimbursements</u>		<u>Net</u>	<u>Federal</u>	<u>State</u>	<u>Fees/</u>	<u>Fund</u>	<u>Net</u>	<u>Positions</u>	<u>Vehicles</u>
	<u>Realignment/</u>	<u>Other</u>	<u>Appropriations</u>			<u>Other</u>	<u>Balance</u>	<u>Cost</u>		
	<u>Prop 172</u>									

FUNDED

Program No. and Title: 001 CSA 4-C Delta

49,561	0	0	49,561	0	0	35,729	13,832	0	0.0	0
--------	---	---	--------	---	---	--------	--------	---	-----	---

Program Type: Discretionary

Countywide Priority: 4 -- Sustainable and Livable Communities

Strategic Objective: C1 -- Develop and sustain livable and attractive neighborhoods and communities

Program Description: Provide local parks and recreation services and support to County Service Area 4C Delta, specifically Jean Harvie Community Center, Barnes Park, Hood Park

FUNDED										
49,561	0	0	49,561	0	0	35,729	13,832	0	0.0	0

GRAND TOTAL FUNDED										
49,561	0	0	49,561	0	0	35,729	13,832	0	0.0	0

Summary					
Classification	2016-17 Actual	2017-18 Actual	2017-18 Adopted	2018-19 Recommend	2018-19 Adopted by the Board of Supervisors
1	2	3	4	5	6
Total Requirements	8,903	8,011	11,095	13,495	13,495
Total Financing	10,571	11,973	11,095	13,495	13,495
Net Cost	(1,668)	(3,962)	-	-	-

PROGRAM DESCRIPTION:

County Service Area No. 4D was formed to provide local recreation and park services to the community in the south county.

- Provides park maintenance aide (intermittent position) and supplies for operations of Herald Park.

MISSION:

To provide local recreation and park services to the community within the south county.

GOAL:

To provide safe and well maintained recreation and park services for the south county at a level permitted by available resources.

FY 2018-19 APPROVED RECOMMENDED BUDGET

FUND BALANCE FOR FY 2018-19:

Available fund balance is \$172 due to utilizing the fund balance from Fiscal Year 2017-18 to fund operating costs.

FY 2018-19 BUDGET RECOMMENDED FOR ADOPTION

ADJUSTMENTS TO APPROVED RECOMMENDED 2018-19 BUDGET			
Budget Unit: 6493000 - CSA No.4D-(Herald)			
Detail by Revenue Category and Expenditure Object	Approved Recommended Budget 2018-19	Recommended For Adopted Budget 2018-19	Variance
Fund Balance	\$ 172	\$ 3,962	\$ 3,790
Taxes	8,684	8,684	-
Revenue from Use Of Money & Property	3	3	-
Intergovernmental Revenues	96	96	-
Charges for Services	750	750	-
Total Revenue	\$ 9,705	\$ 13,495	\$ 3,790
Services & Supplies	\$ 5,530	\$ 9,320	\$ 3,790
Transfers In & Out	4,175	4,175	-
Total Financing Uses	\$ 9,705	\$ 13,495	\$ 3,790
Total Expenditures/Appropriations	\$ 9,705	\$ 13,495	-
Net Cost	\$ -	\$ -	-

DESCRIPTION OF CHANGES FROM APPROVED RECOMMENDED BUDGET:

- Rebudget/Reserve/Fund Balance Changes
 - Appropriations have increased by \$3,790 for additional supplies for landscape maintenance at Herald Park, offset by increased Fund Balance due to revenues higher than anticipated.

SCHEDULE:

State Controller Schedule		County of Sacramento				Schedule 15
County Budget Act		Special Districts and Other Agencies				
January 2010		Financing Sources and Uses by Budget Unit by Object				
		Fiscal Year 2018-19				
		6493000 - CSA No.4D-(Herald)				
		562A - COUNTY SERVICE AREA 4D				
Detail by Revenue Category and Expenditure Object	2016-17 Actual	2017-18 Actual	2017-18 Adopted	2018-19 Recommended	2018-19 Adopted by the Board of Supervisors	
1	2	3	4	5	6	
Fund Balance	\$ 1,117	\$ 1,665	\$ 1,665	\$ 3,962	\$ 3,962	
Taxes	8,650	8,734	8,684	8,684	8,684	
Revenue from Use Of Money & Property	35	35	-	3	3	
Intergovernmental Revenues	94	89	96	96	96	
Charges for Services	675	1,450	650	750	750	
Total Revenue	\$ 10,571	\$ 11,973	\$ 11,095	\$ 13,495	\$ 13,495	
Services & Supplies	\$ 2,661	\$ 2,343	\$ 5,427	\$ 9,320	\$ 9,320	
Interfund Charges	6,242	5,668	5,668	4,175	4,175	
Total Financing Uses	\$ 8,903	\$ 8,011	\$ 11,095	\$ 13,495	\$ 13,495	
Total Expenditures/Appropriations	\$ 8,903	\$ 8,011	\$ 11,095	\$ 13,495	\$ 13,495	
Net Cost	\$ (1,668)	\$ (3,962)	\$ -	\$ -	\$ -	

2018-19 PROGRAM INFORMATION

BU: 6493000 County Service Area No. 4D (Herald)

<u>Appropriations</u>	<u>Reimbursements</u>		<u>Net</u>	<u>Federal</u>	<u>State</u>	<u>Fees/</u>	<u>Fund</u>	<u>Net</u>	<u>Positions</u>	<u>Vehicles</u>
	<u>Realignment/</u>	<u>Other</u>	<u>Appropriations</u>			<u>Other</u>	<u>Balance</u>	<u>Cost</u>		
	<u>Prop 172</u>									

FUNDED

Program No. and Title: 001 CSA 4-D Herald Park

13,495	0	0	13,495	0	0	9,533	3,962	0	0.0	0
--------	---	---	--------	---	---	-------	-------	---	-----	---

Program Type: Discretionary

Countywide Priority: 4 -- Sustainable and Livable Communities

Strategic Objective: C1 -- Develop and sustain livable and attractive neighborhoods and communities

Program Description: Provide local parks and recreation services and support to County Service Area 4D Herald Park

FUNDED										
13,495	0	0	13,495	0	0	9,533	3,962	0	0.0	0

GRAND TOTAL FUNDED										
13,495	0	0	13,495	0	0	9,533	3,962	0	0.0	0

Summary

Classification	2016-17 Actual	2017-18 Actual	2017-18 Adopted	2018-19 Recommend	2018-19 Adopted by the Board of Supervisors
1	2	3	4	5	6
Total Requirements	6,169	4,554	7,757	7,216	7,216
Total Financing	10,255	8,098	7,757	7,216	7,216
Net Cost	(4,086)	(3,544)	-	-	-

PROGRAM DESCRIPTION:

Department of Regional Parks provides grounds maintenance for 8,200 square feet of landscaped area around the back lot line of the Del Norte Oaks subdivision and two adjoining streets.

MISSION:

To provide grounds maintenance for 8,200 square feet of landscaped area around the back lot line of the Del Norte Oaks subdivision and two adjoining streets. The area, as maintained, enhances the quality of life of residents in the surrounding vicinity and helps create a positive image of the community as a whole.

GOAL:

Provide grounds maintenance for the area at a level permitted by available resources.

FY 2018-19 APPROVED RECOMMENDED BUDGET

BUDGET RESERVE BALANCES FOR FY 2018-19:

Reserve – \$1,043

This reserve is available for capital projects. Reserve remains unchanged from Fiscal Year 2017-18 Adopted Budget.

FY 2018-19 BUDGET RECOMMENDED FOR ADOPTION

ADJUSTMENTS TO APPROVED RECOMMENDED 2018-19 BUDGET			
Budget Unit: 3516494 - Del Norte Oaks Park District			
Detail by Revenue Category and Expenditure Object	Approved Recommended Budget 2018-19	Recommended For Adopted Budget 2018-19	Variance
Fund Balance	\$ -	\$ 3,544	\$ 3,544
Taxes	3,615	3,615	-
Revenue from Use Of Money & Property	17	17	-
Intergovernmental Revenues	40	40	-
Total Revenue	\$ 3,672	\$ 7,216	\$ 3,544
Services & Supplies	\$ 3,672	\$ 7,216	\$ 3,544
Total Financing Uses	\$ 3,672	\$ 7,216	\$ 3,544
Total Expenditures/Appropriations	\$ 3,672	\$ 7,216	-
Net Cost	\$ -	\$ -	-

DESCRIPTION OF CHANGES FROM APPROVED RECOMMENDED BUDGET:

- Rebudget/Reserve/Fund Balance Changes
 - Appropriations have increased by \$3,544 for additional expenses for park related services, offset by increased Fund Balance due to expenditures lower than budgeted.

SCHEDULE:

State Controller Schedule County Budget Act January 2010		County of Sacramento Special Districts and Other Agencies Financing Sources and Uses by Budget Unit by Object Fiscal Year 2018-19			Schedule 15	
3516494 - Del Norte Oaks Park District 351A - DEL NORTE OAKS PARK DISTRICT						
Detail by Revenue Category and Expenditure Object	2016-17 Actual	2017-18 Actual	2017-18 Adopted	2018-19 Recommended	2018-19 Adopted by the Board of Supervisors	
1	2	3	4	5	6	
Fund Balance	\$ 6,479	\$ 4,085	\$ 4,085	\$ 3,544	\$	3,544
Taxes	3,662	3,898	3,614	3,615		3,615
Revenue from Use Of Money & Property	74	75	18	17		17
Intergovernmental Revenues	40	40	40	40		40
Total Revenue	\$ 10,255	\$ 8,098	\$ 7,757	\$ 7,216		7,216
Services & Supplies	\$ 749	\$ 751	\$ 3,954	\$ 7,216		7,216
Interfund Charges	5,420	3,803	3,803	-		-
Total Financing Uses	\$ 6,169	\$ 4,554	\$ 7,757	\$ 7,216		7,216
Total Expenditures/Appropriations	\$ 6,169	\$ 4,554	\$ 7,757	\$ 7,216		7,216
Net Cost	\$ (4,086)	\$ (3,544)	-	-		-

2018-19 PROGRAM INFORMATION

BU: 3516494 Del Norte Oaks Park District

<u>Appropriations</u>	<u>Reimbursements</u>		<u>Net</u>	<u>Federal</u>	<u>State</u>	<u>Fees/</u>	<u>Fund</u>	<u>Net</u>	<u>Positions</u>	<u>Vehicles</u>
	<u>Realignment/</u>	<u>Other</u>	<u>Appropriations</u>			<u>Other</u>	<u>Balance</u>	<u>Cost</u>		
	<u>Prop 172</u>									

FUNDED

Program No. and Title: 001 Del Norte Oaks

7,216	0	0	7,216	0	0	3,672	3,544	0	0.0	0
-------	---	---	-------	---	---	-------	-------	---	-----	---

Program Type: Discretionary

Countywide Priority: 4 -- Sustainable and Livable Communities

Strategic Objective: C1 -- Develop and sustain livable and attractive neighborhoods and communities

Program Description: Maintain 8,200 square feet of landscaped strip along Mission and Whitney Avenues.

FUNDED										
7,216	0	0	7,216	0	0	3,672	3,544	0	0.0	0

GRAND TOTAL FUNDED										
7,216	0	0	7,216	0	0	3,672	3,544	0	0.0	0

Summary

Classification	2016-17 Actual	2017-18 Actual	2017-18 Adopted	2018-19 Recommend	2018-19 Adopted by the Board of Supervisors
1	2	3	4	5	6
Total Requirements	22,000	22,000	25,000	23,000	23,000
Total Financing	20,692	22,919	25,000	23,000	23,000
Net Cost	1,308	(919)	-	-	-

PROGRAM DESCRIPTION:

- Funding comes from the fines levied for violations of the State Fish and Game Code occurring in the County of Sacramento.
- Funds deposited in the Fish and Game Propagation Program must be expended on activities related to fish and game, including education.
- The Recreation and Park Commission makes annual recommendations to the Board of Supervisors regarding allocation of this fund.
- Funds are primarily used to support the Effie Yeaw Nature Center through a contribution to the American River Natural History Association non-profit that is currently operating the Center through a lease agreement.

MISSION:

Our mission is to provide educational programs to Sacramento County residents regarding the importance of the local watersheds and fisheries.

GOAL:

Grow community stewardship of local watersheds, wildlife and natural resources.

FY 2018-19 APPROVED RECOMMENDED BUDGET

BUDGET RESERVE BALANCES FOR FY 2018-19:

Reserve for Future Services – \$13,100

Reserve is maintained to provide consistent support of educational programs at Effie Yeaw Nature Center through contributions to the American River Natural History Association. Reserve reflects a decrease of \$6,165 from the Fiscal Year 2017-18 Adopted Budget.

FY 2018-19 BUDGET RECOMMENDED FOR ADOPTION

ADJUSTMENTS TO APPROVED RECOMMENDED 2018-19 BUDGET			
Budget Unit: 6460000 - Fish And Game Propagation			
Detail by Revenue Category and Expenditure Object	Approved Recommended Budget 2018-19	Recommended For Adopted Budget 2018-19	Variance
Fund Balance	\$ -	\$ 919	\$ 919
Reserve Release	6,165	5,246	(919)
Fines, Forfeitures & Penalties	16,692	16,692	-
Revenue from Use Of Money & Property	143	143	-
Total Revenue	\$ 23,000	\$ 23,000	-
Other Charges	\$ 23,000	\$ 23,000	-
Total Expenditures/Appropriations	\$ 23,000	\$ 23,000	-
Net Cost	\$ -	\$ -	-

DESCRIPTION OF CHANGES FROM APPROVED RECOMMENDED BUDGET:

- Rebudget/Reserve/Fund Balance Changes
 - Fund Balance has increased \$919 due to lower expenditures than budgeted. The increase in Fund Balance resulted in a decrease of \$919 in Reserve Release.

REVISED RESERVE BALANCES FOR FY 2018-19:

Reserve for Future Services - \$14,019

SCHEDULE:

State Controller Schedule County Budget Act January 2010	County of Sacramento Detail of Financing Sources and Financing Uses Governmental Funds Fiscal Year 2018-19	Schedule 9
---	--	-------------------

Budget Unit **6460000 - Fish And Game Propagation**
 Function **RECREATION & CULTURAL SERVICES**
 Activity **Recreation Facilities**
 Fund **002A - FISH AND GAME**

Detail by Revenue Category and Expenditure Object	2016-17 Actual	2017-18 Actual	2017-18 Adopted	2018-19 Recommended	2018-19 Adopted by the Board of Supervisors
1	2	3	4	5	6
Fund Balance	\$ 1,857	\$ (1,308)	\$ (1,308)	\$ 919	\$ 919
Reserve Release	-	6,165	6,165	5,246	5,246
Fines, Forfeitures & Penalties	18,646	17,798	20,000	16,692	16,692
Revenue from Use Of Money & Property	189	264	143	143	143
Total Revenue	\$ 20,692	\$ 22,919	\$ 25,000	\$ 23,000	\$ 23,000
Other Charges	\$ 22,000	\$ 22,000	\$ 25,000	\$ 23,000	\$ 23,000
Total Expenditures/Appropriations	\$ 22,000	\$ 22,000	\$ 25,000	\$ 23,000	\$ 23,000
Net Cost	\$ 1,308	\$ (919)	\$ -	\$ -	\$ -

2018-19 PROGRAM INFORMATION

BU: 6460000 Fish And Game Propagation

<u>Appropriations</u>	<u>Reimbursements</u>		<u>Net</u>	<u>Federal</u>	<u>State</u>	<u>Fees/</u>	<u>Fund</u>	<u>Net</u>	<u>Positions</u>	<u>Vehicles</u>
	<u>Realignment/</u>	<u>Other</u>	<u>Appropriations</u>			<u>Other</u>	<u>Balance</u>	<u>Cost</u>		
	<u>Prop 172</u>									

FUNDED

Program No. and Title: 001 Fish and Game Propagation

23,000	0	0	23,000	0	0	16,835	6,165	0	0.0	0
--------	---	---	--------	---	---	--------	-------	---	-----	---

Program Type: Discretionary

Countywide Priority: 4 -- Sustainable and Livable Communities

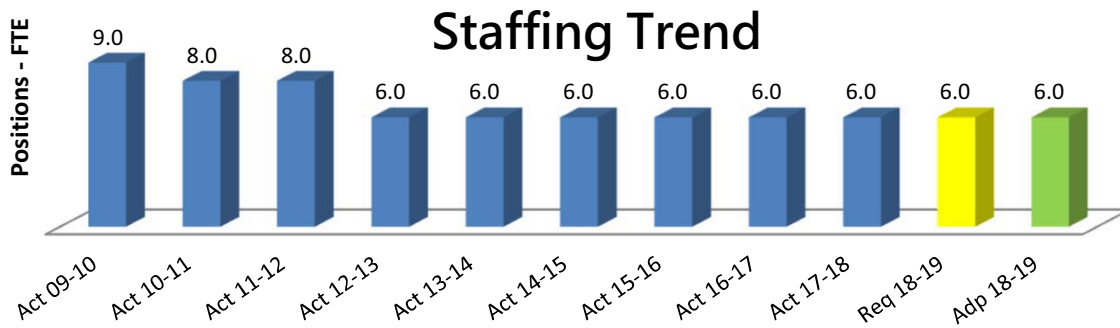
Strategic Objective: C1 -- Develop and sustain livable and attractive neighborhoods and communities

Program Description: Interpretive education programs for school children and the public. The program teaches about the Sacramento area's natural and historical resources, which encourages the preservation of natural, cultural and historic resources in Sacramento County.

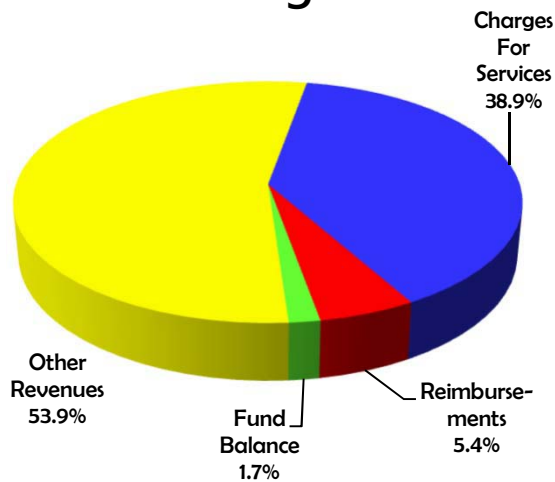
FUNDED	23,000	0	0	23,000	0	0	16,835	6,165	0	0.0	0
---------------	--------	---	---	--------	---	---	--------	-------	---	-----	---

GRAND TOTAL FUNDED	23,000	0	0	23,000	0	0	16,835	6,165	0	0.0	0
---------------------------	--------	---	---	--------	---	---	--------	-------	---	-----	---

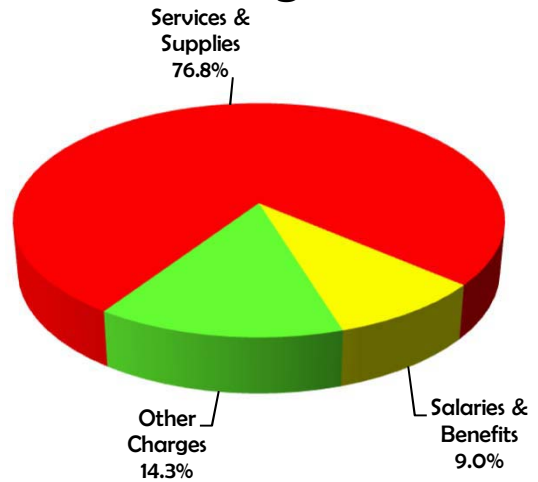
DEPARTMENTAL STRUCTURE
VACANT, DIRECTOR



Financing Sources



Financing Uses



Summary					
Classification	2016-17 Actual	2017-18 Actual	2017-18 Adopted	2018-19 Recommend	2018-19 Adopted by the Board of Supervisors
1	2	3	4	5	6
Total Requirements	7,069,747	7,278,449	7,540,068	7,978,162	7,978,162
Total Financing	6,844,871	7,424,017	7,540,068	7,978,162	7,978,162
Net Cost	224,876	(145,568)	-	-	-
Positions	6.0	6.0	6.0	6.0	6.0

PROGRAM DESCRIPTION:

Manage three championship golf courses with fee management agreements: Ancil Hoffman, Cherry Island and Mather Golf Courses. Manage long-term lease for Campus Commons Golf Course.

MISSION:

To provide the highest quality public golf course facilities and services to the widest range of county residents and visitors to the region, at competitive prices.

GOAL:

To make Sacramento County a destination for golfers and increase the number of rounds played on county golf courses.

SIGNIFICANT DEVELOPMENTS DURING FY 2017-18:

- Above average rainfall in March and April resulted in decreased revenues in months when higher revenues were expected.
- Addition of the Quick Golf application allows golfers to pay by the hole.

FY 2018-19 APPROVED RECOMMENDED BUDGET

FUND BALANCE FOR FY 2018-19:

Available fund balance is \$13,782 due to higher than anticipated revenues.

FY 2018-19 BUDGET RECOMMENDED FOR ADOPTION

ADJUSTMENTS TO APPROVED RECOMMENDED 2018-19 BUDGET				
Budget Unit: 6470000 - Golf				
Detail by Revenue Category and Expenditure Object	Approved Recommended Budget 2018-19	Recommended For Adopted Budget 2018-19	Variance	
Fund Balance	\$ 13,782	\$ 145,568	\$	131,786
Revenue from Use Of Money & Property	4,517,411	4,528,259		10,848
Charges for Services	3,343,008	3,284,335		(58,673)
Miscellaneous Revenues	20,000	20,000		-
Total Revenue	\$ 7,894,201	\$ 7,978,162	\$	83,961
Salaries & Benefits	\$ 757,610	\$ 757,610	\$	-
Services & Supplies	4,998,222	5,075,219		76,997
Other Charges	1,195,499	1,202,463		6,964
Expenditure Transfer & Reimbursement	942,870	942,870		-
Total Expenditures/Appropriations	\$ 7,894,201	\$ 7,978,162	\$	83,961
Net Cost	\$ -	\$ -	\$	-
Positions	6.0	6.0		0.0

DESCRIPTION OF CHANGES FROM APPROVED RECOMMENDED BUDGET:

- Rebudget/Reserve/Fund Balance Changes
 - Fund Balance has increased \$131,786 due to less expenditures than budgeted in credit card fees and operation services. Reserves have decreased by \$47,825 due to an updated revenue projection on green fee revenue, which is offset by increased Fund Balance. In addition, an increase of \$83,961 in appropriations is due to the rebudget of emergency repairs and supplies, offset by increased Fund Balance.

SCHEDULE:

State Controller Schedule County Budget Act January 2010	County of Sacramento Detail of Financing Sources and Financing Uses Governmental Funds Fiscal Year 2018-19	Schedule 9
---	--	-------------------

Budget Unit **6470000 - Golf**
 Function **RECREATION & CULTURAL SERVICES**
 Activity **Recreation Facilities**
 Fund **018A - GOLF**

Detail by Revenue Category and Expenditure Object	2016-17 Actual	2017-18 Actual	2017-18 Adopted	2018-19 Recommended	2018-19 Adopted by the Board of Supervisors
1	2	3	4	5	6
Fund Balance	\$ 37,293	\$ (224,872)	\$ (224,872)	\$ 145,568	\$ 145,568
Revenue from Use Of Money & Property	4,142,477	4,778,183	4,447,954	4,528,259	4,528,259
Charges for Services	2,649,440	2,852,691	3,296,986	3,284,335	3,284,335
Miscellaneous Revenues	15,661	18,015	20,000	20,000	20,000
Total Revenue	\$ 6,844,871	\$ 7,424,017	\$ 7,540,068	\$ 7,978,162	\$ 7,978,162
Salaries & Benefits	\$ 734,770	\$ 720,750	\$ 737,155	\$ 757,610	\$ 757,610
Services & Supplies	4,257,265	4,738,885	4,944,189	5,075,219	5,075,219
Other Charges	1,101,937	1,156,498	1,196,563	1,202,463	1,202,463
Equipment	19,980	20,154	20,000	-	-
Interfund Charges	1,064,095	1,081,992	1,081,992	1,069,130	1,069,130
Interfund Reimb	(108,300)	(439,830)	(439,830)	(133,300)	(133,300)
Intrafund Charges	331,665	328,677	328,677	328,142	328,142
Intrafund Reimb	(331,665)	(328,677)	(328,678)	(321,102)	(321,102)
Total Expenditures/Appropriations	\$ 7,069,747	\$ 7,278,449	\$ 7,540,068	\$ 7,978,162	\$ 7,978,162
Net Cost	\$ 224,876	\$ (145,568)	-	-	-
Positions	6.0	6.0	6.0	6.0	6.0

2018-19 PROGRAM INFORMATION

BU: 6470000 Golf

<u>Appropriations</u>	<u>Reimbursements</u>		<u>Net</u>	<u>Federal</u>	<u>State</u>	<u>Fees/</u>	<u>Fund</u>	<u>Net</u>	<u>Positions</u>	<u>Vehicles</u>
	<u>Realignment/</u>	<u>Other</u>	<u>Appropriations</u>			<u>Other</u>	<u>Balance</u>	<u>Cost</u>		
	<u>Prop 172</u>									

FUNDED

Program No. and Title: 001 Golf

8,432,564	0	-454,402	7,978,162	0	0	7,832,594	145,568	0	6.0	2
-----------	---	----------	-----------	---	---	-----------	---------	---	-----	---

Program Type: Discretionary

Countywide Priority: 4 -- Sustainable and Livable Communities

Strategic Objective: C1 -- Develop and sustain livable and attractive neighborhoods and communities

Program Description: Management of four public golf courses: Ancil Hoffman, Cherry Island and Mather Golf Course, and long-term lease management for Campus Commons Golf Course.

FUNDED										
8,432,564	0	-454,402	7,978,162	0	0	7,832,594	145,568	0	6.0	2

GRAND TOTAL FUNDED										
8,432,564	0	-454,402	7,978,162	0	0	7,832,594	145,568	0	6.0	2

Summary

Classification	2016-17 Actual	2017-18 Actual	2017-18 Adopted	2018-19 Recommend	2018-19 Adopted by the Board of Supervisors
1	2	3	4	5	6
Total Requirements	542,406	798,177	1,519,266	2,050,146	2,050,146
Total Financing	1,843,686	1,927,794	1,519,266	2,050,146	2,050,146
Net Cost	(1,301,280)	(1,129,617)	-	-	-

PROGRAM DESCRIPTION:

The budget unit provides for acquisition, development and improvement of County Regional Park’s properties and is funded by grants, donations and other one-time funding sources.

MISSION:

Our mission is to acquire and develop land and other facilities for the recreational use of the residents of Sacramento County and to restore and protect the fragile ecological balance of our natural habitats so that the diverse and abundant wildlife can continue to thrive.

SIGNIFICANT DEVELOPMENTS DURING FY 2017-18:

Jibboom Street Bridge project, a federally funded rehabilitation and repair project started in January 2018, requiring the complete closure of the bridge crossing until project completion, scheduled for May, 2018.

FY 2018-19 APPROVED RECOMMENDED BUDGET

SIGNIFICANT CHANGES FOR FY 2018-19:

Continue Valensin-Horseshoe Lake Restoration, Phase 2.

FUND BALANCE FOR FY 2018-19:

Available fund balance is \$19,999.

BUDGET RESERVE BALANCES FOR FY 2018-19:

- **Reserve for American River Parkway – \$3,365**
 - Reserve is maintained to provide funding for capital projects in the American River Parkway. Reserve remains unchanged from the Fiscal Year 2017-18 Adopted Budget.
- **Reserve for Loan to County Service Area 4C – \$8,986**
 - Reserve is maintained to provide funding for capital projects in the CSA 4C. Reserve remains unchanged from the Fiscal Year 2017-18 Adopted Budget.

FY 2018-19 BUDGET RECOMMENDED FOR ADOPTION

ADJUSTMENTS TO APPROVED RECOMMENDED 2018-19 BUDGET				
Budget Unit: 6570000 - Park Construction				
Detail by Revenue Category and Expenditure Object	Approved Recommended Budget 2018-19	Recommended For Adopted Budget 2018-19	Variance	
Fund Balance	\$ 19,999	\$ 1,129,617	\$	1,109,618
Intergovernmental Revenues	670,529	670,529		-
Miscellaneous Revenues	250,000	250,000		-
Total Revenue	\$ 940,528	\$ 2,050,146	\$	1,109,618
Services & Supplies	\$ 59,679	\$ 961,430	\$	901,751
Improvements	1,385,458	1,401,753		16,295
Expenditure Transfer & Reimbursement	(504,609)	(313,037)		191,572
Total Expenditures/Appropriations	\$ 940,528	\$ 2,050,146	\$	1,109,618
Net Cost	\$ -	\$ -	\$	-

DESCRIPTION OF CHANGES FROM APPROVED RECOMMENDED BUDGET:

- Rebudget/Reserve/Fund Balance Changes
 - Appropriations have increased by \$1,109,617 due to: \$901,751 for the re-budgeting for the Farm to Futures project, \$16,295 for an increase in expenditures for the Horseshoe Lake Project, and \$191,572 for Contingency appropriations. The increase is offset by an increase in Fund Balance.

SCHEDULE:

State Controller Schedule County Budget Act January 2010	County of Sacramento Detail of Financing Sources and Financing Uses Governmental Funds Fiscal Year 2018-19	Schedule 9
---	--	-------------------

Budget Unit **6570000 - Park Construction**
 Function **GENERAL**
 Activity **Plant Acquisition**
 Fund **006A - PARKS CONSTRUCTION**

Detail by Revenue Category and Expenditure Object	2016-17 Actual	2017-18 Actual	2017-18 Adopted	2018-19 Recommended	2018-19 Adopted by the Board of Supervisors
1	2	3	4	5	6
Fund Balance	\$ 344,268	\$ 1,301,279	\$ 1,301,279	\$ 1,129,617	\$ 1,129,617
Revenue from Use Of Money & Property	9,865	16,831	-	-	-
Intergovernmental Revenues	1,475,370	581,587	209,987	670,529	670,529
Miscellaneous Revenues	14,183	28,097	8,000	250,000	250,000
Total Revenue	\$ 1,843,686	\$ 1,927,794	\$ 1,519,266	\$ 2,050,146	\$ 2,050,146
Reserve Provision	\$ -	\$ 209,987	\$ 209,987	\$ -	\$ -
Salaries & Benefits	638	-	1,000	-	-
Services & Supplies	58,906	236,091	163,220	961,430	961,430
Land	650,000	-	-	-	-
Improvements	635,493	884,026	1,676,986	1,401,753	1,401,753
Interfund Reimb	(802,631)	(531,927)	(531,927)	(504,609)	(504,609)
Appropriation for Contingencies	-	-	-	191,572	191,572
Total Expenditures/Appropriations	\$ 542,406	\$ 798,177	\$ 1,519,266	\$ 2,050,146	\$ 2,050,146
Net Cost	\$ (1,301,280)	\$ (1,129,617)	\$ -	\$ -	\$ -

2018-19 PROGRAM INFORMATION

BU: 6570000 Park Construction

<u>Appropriations</u>	<u>Reimbursements</u>		<u>Net</u>	<u>Federal</u>	<u>State</u>	<u>Fees/</u>	<u>Fund</u>	<u>Net</u>	<u>Positions</u>	<u>Vehicles</u>
	<u>Realignment/</u>	<u>Other</u>	<u>Appropriations</u>			<u>Other</u>	<u>Balance</u>	<u>Cost</u>		
	<u>Prop 172</u>									

FUNDED

Program No. and Title: 001 Park Construction

2,554,755	0	-504,609	2,050,146	0	670,529	250,000	1,129,617	0	0.0	0
-----------	---	----------	-----------	---	---------	---------	-----------	---	-----	---

Program Type: Discretionary

Countywide Priority: 4 -- Sustainable and Livable Communities

Strategic Objective: C1 -- Develop and sustain livable and attractive neighborhoods and communities

Program Description: Provides the mechanism to allocate grant funds to park construction and land acquisition projects and monitor expenditures of projects; projects are generally multiyear; program is fully funded by grants and donations.

FUNDED										
2,554,755	0	-504,609	2,050,146	0	670,529	250,000	1,129,617	0	0.0	0

GRAND TOTAL FUNDED										
2,554,755	0	-504,609	2,050,146	0	670,529	250,000	1,129,617	0	0.0	0

Appropriations	Reimbursements		Net	Federal	State	Fees/ Other	Fund Balance	Net Cost	Positions	Vehicles
	Realignment/ Prop 172	Other	Appropriations							

GROWTH REQUEST NOT RECOMMENDED

Program No. and Title: 001 Parks Construction

800,000	0	-800,000	0	0	0	0	0	0	0.0	0
---------	---	----------	---	---	---	---	---	---	-----	---

Program Type: Discretionary

Countywide Priority: 4 -- Sustainable and Livable Communities

Strategic Objective: C1 -- Develop and sustain livable and attractive neighborhoods and communities

Program Description: American River Parkway Maintenance--Ancil Hoffman Parking Lot. This provides a transfer of funds into the Parks Construction Fund from the Regional Parks Operations Budget to pay for repairs to the Ancil Hoffman Park Parking Lot and replacement of Ancil Hoffman Park fencing

Program No. and Title: 001 Parks Construction

277,690	0	-277,690	0	0	0	0	0	0	0.0	0
---------	---	----------	---	---	---	---	---	---	-----	---

Program Type: Discretionary

Countywide Priority: 4 -- Sustainable and Livable Communities

Strategic Objective: C1 -- Develop and sustain livable and attractive neighborhoods and communities

Program Description: Gibson Ranch Park--Parking Lot Repair Funding for the repairs of the Gibson Ranch Park Parking Lots. This is a transfer into the Parks Construction Fund from the Regional Parks Operations Budget.

GROWTH REQUEST NOT RECOMMENDED

1,077,690	0	-1,077,690	0	0	0	0	0	0	0.0	0
-----------	---	------------	---	---	---	---	---	---	-----	---

GRAND TOTAL NOT RECOMMENDED

1,077,690	0	-1,077,690	0	0	0	0	0	0	0.0	0
-----------	---	------------	---	---	---	---	---	---	-----	---