

MUNICIPAL SERVICES

TABLE OF CONTENTS

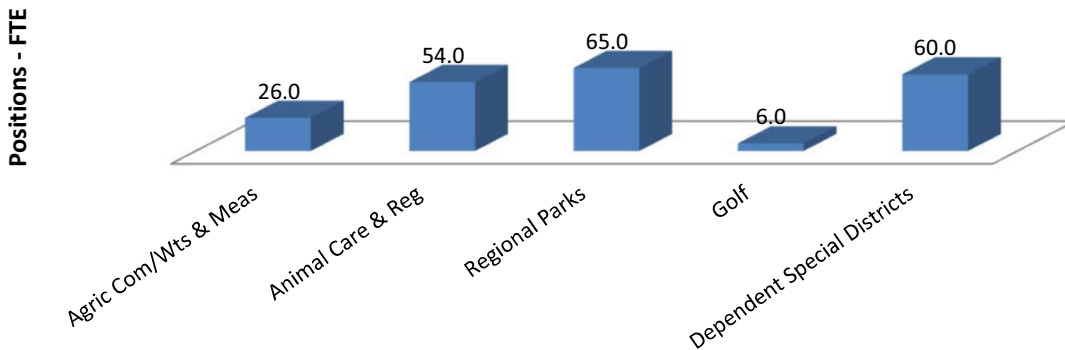
	<u>BUDGET UNIT</u>	<u>PAGE</u>
INTRODUCTION		G-3
AGRICULTURAL COMMISSIONER AND SEALER OF WEIGHTS AND MEASUREMENTS	3210000	G-5
WILDLIFE SERVICES	3260000	G-13
ANIMAL CARE AND REGULATION	3220000	G-16
COMMUNITY DEVELOPMENT (FOR INFORMATION ONLY)	5720000	G-27
DEPENDENT PARK DISTRICTS		
ANTELOPE ASSESSMENT DISTRICT	9338001	G-29
ARCADE CREEK PARK (FOR INFORMATION ONLY)	9338004	G-32
CARMICHAEL RECREATION AND PARK DISTRICT	9337000	G-33
CARMICHAEL RPD ASSESSMENT DISTRICT	9337100	G-40
FOOTHILL PARK	9338006	G-43
MISSION OAKS MAINTENANCE AND IMPROVEMENT ASSESSMENT DISTRICT	9336001	G-46
MISSION OAKS RECREATION AND PARK DISTRICT	9336100	G-50
SUNRISE RECREATION AND PARK DISTRICT	9338000	G-57
REGIONAL PARKS	6400000	G-64
COUNTY PARKS CFD 2006-1	6494000	G-79
COUNTY SERVICE AREA NO. 4B (WILTON/COSUMNES)	6491000	G-82
COUNTY SERVICE AREA NO. 4C (DELTA)	6492000	G-85
COUNTY SERVICE AREA NO. 4D (HERALD)	6493000	G-88
DEL NORTE OAKS PARK DISTRICT	3516494	G-91
FISH AND GAME PROPAGATION	6460000	G-94
GOLF	6470000	G-97
PARK CONSTRUCTION	6570000	G-102

INTRODUCTION

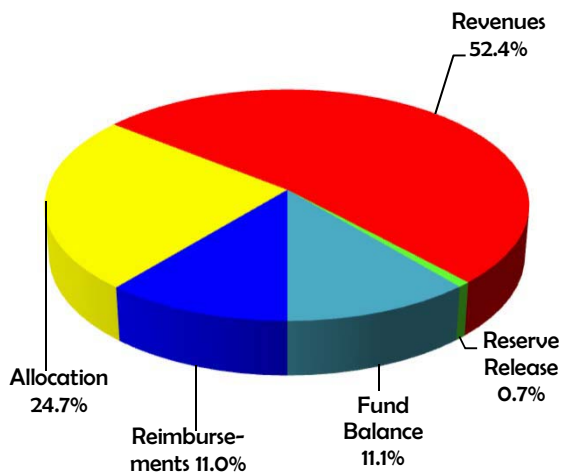
MUNICIPAL SERVICES STRUCTURE ROBERT B. LEONARD, DEPUTY COUNTY EXECUTIVE



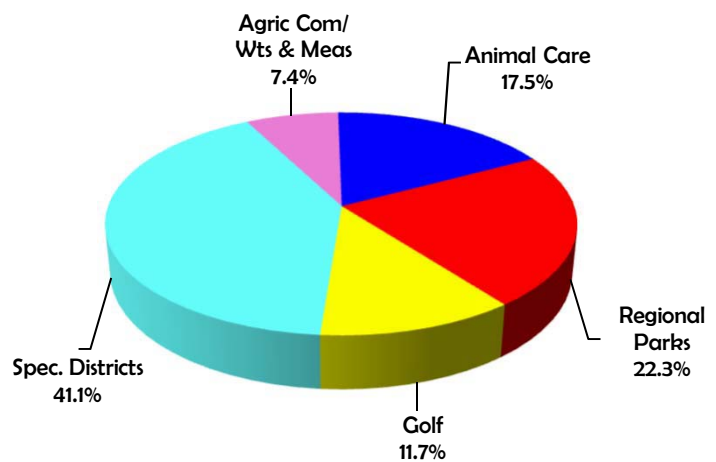
Staffing Trend



Financing Sources



Financing Uses



INTRODUCTION

Municipal Services departments provide consumer protection services, regulatory program services, and management of regional parks and open space to enhance the health, enjoyment and quality of life for the residents of Sacramento County.

Municipal Services departments include:

Agricultural Commissioner/Sealer of Weights and Measures/Wildlife Services — This Department delivers a variety of services and regulatory programs including plant quarantine and pest exclusion, pest detection, pest management, and pesticide use enforcement. The Sealer regulates commercial weighing and measuring devices such as grocery scales, gas pumps, truck scales, and ensuring that full measure is provided in all packaged goods and through automatic checkout devices. Wildlife Services is a cooperative program with the United States Department of Agriculture and Sacramento County and provides for the control of non-domestic animals such as skunks, opossums, raccoons, beavers, coyotes and birds that pose a threat to human health or safety or cause damage to property or livestock.

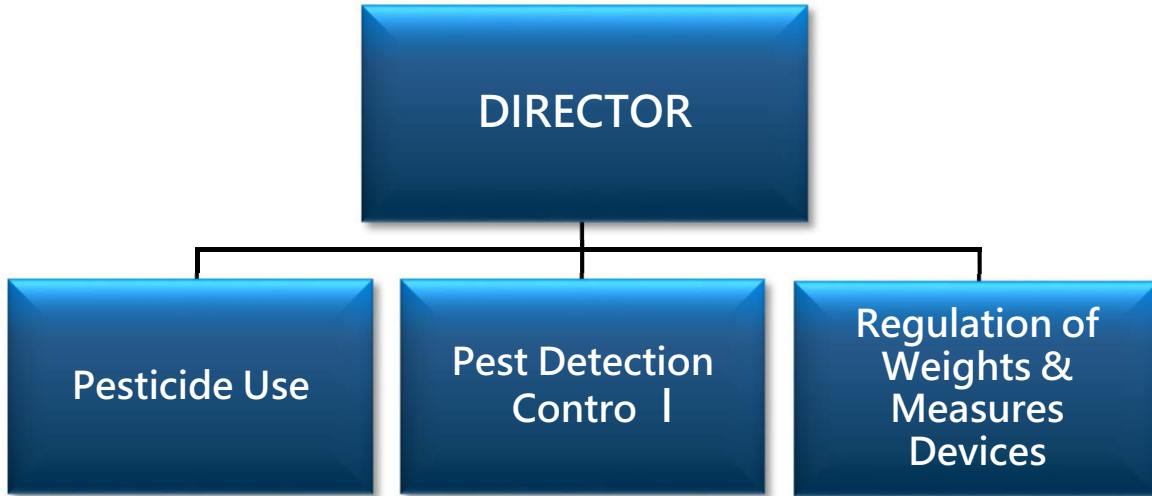
Animal Care and Regulation – Operates the County Animal Shelter, issues dog and cat licenses, offers animal adoption services, provides field services, conducts low-cost rabies vaccination clinics, and notifies owners of impounded licensed animals and provides for redemption by owners.

Regional Parks – Manages properties of the Regional Parks and Open Space system; educates the public about the use of leisure time activities and the cultural and natural history of the County; provides recreational activities to the general public and special populations of regional significance; manages three championship golf courses: Ancil Hoffman, Cherry Island and Mather; and oversees the long-term lease of Campus Commons Golf Course.

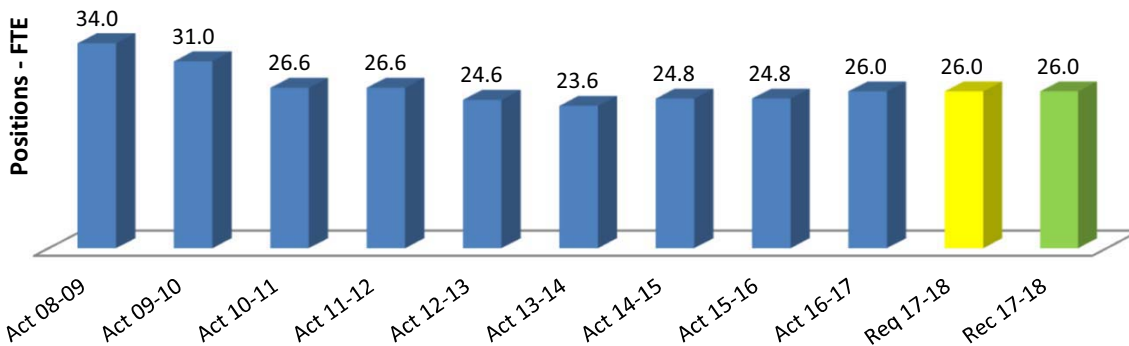
Municipal Services Budget Units/Departments						
Fund	Budget Unit No.	Departments/Budget Units	Requirements	Financing	Net Cost	Positions
001A	3210000	Agricultural Commission/Wts. & Measures	\$4,767,350	\$3,379,456	\$1,387,894	26.0
001A	3220000	Animal Care & Regulation	\$11,302,257	\$1,852,833	\$9,449,424	54.0
001A	6400000	Regional Parks	14,372,088	6,926,025	7,446,063	65.0
001A	3260000	Wildlife Services	85,905	24,296	61,609	0.0
GENERAL FUND TOTAL			\$30,527,600	\$12,182,610	\$18,344,990	145.0
002A	6460000	Fish and Game	25,000	25,000	0	0.0
006A	6570000	Park Construction	1,519,266	1,519,266	0	0.0
018A	6470000	Golf	7,540,068	7,540,068	0	6.0
TOTAL			\$9,084,334	\$9,084,334	\$0	6.0
Dependent Special Districts						
336A	9336100	Mission Oaks Recreation & Park District	\$4,169,456	\$4,169,456	\$0	21.0
336B	9336001	Mission Oaks Maintenance/Improvement District	3,829,774	3,829,774	0	0.0
337A	9337000	Carmichael Recreation & Park District	5,477,870	5,477,870	0	17.0
337B	9337100	Carmichael RPD Assessment District	779,291	779,291	0	0.0
338A	9338000	Sunrise Recreation & Park District	10,885,435	10,885,435	0	22.0
338B	9338001	Sunrise Park Maintenance/Improvement District (Antelope)	650,418	650,418	0	0.0
338F	9338006	Foothill Park	598,190	598,190	0	0.0
351A	3516494	Del Norte Oaks Park District	7,757	7,757	0	0.0
560A	6491000	County Service Area No. 4B (Wilton-Cosumnes)	17,203	17,203	0	0.0
561A	6492000	County Service Area No. 4C (Delta)	45,561	45,561	0	0.0
562A	6493000	County Service Area No. 4D (Herald)	11,095	11,095	0	0.0
563A	6494000	County Parks CFD 2006-1	20,049	20,049	0	0.0
TOTAL			\$26,492,099	\$26,492,099	\$0	60.0
GRAND TOTAL			\$66,104,033	\$47,759,043	\$18,344,990	211.0

DEPARTMENTAL STRUCTURE

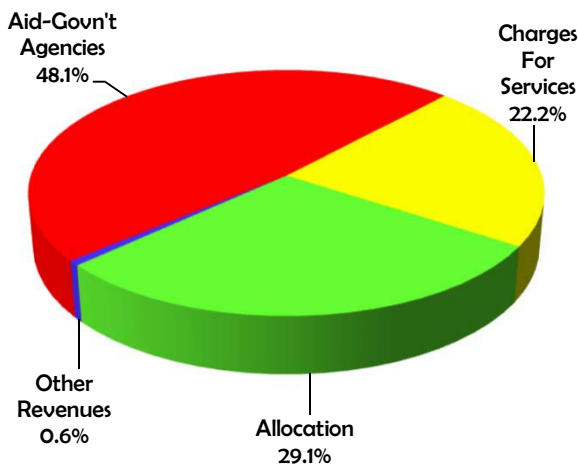
JULI D. JENSEN, DIRECTOR



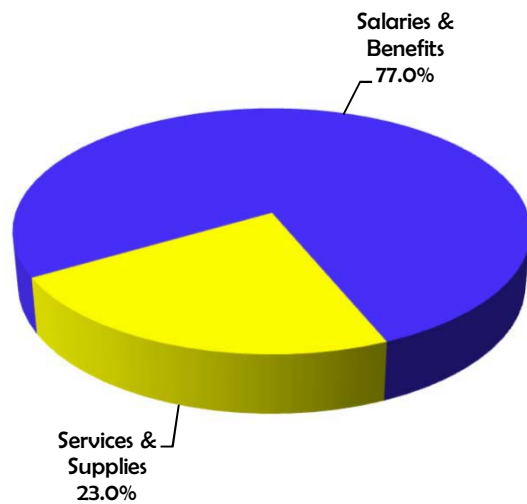
Staffing Trend



Financing Sources



Financing Uses



Summary					
Classification	2015-16 Actual	2016-17 Actual	2016-17 Adopted	2017-18 Requested	2017-18 Recommend
1	2	3	4	5	6
Total Requirements	4,174,239	4,349,796	4,641,933	4,833,968	4,767,350
Total Financing	3,251,256	3,317,985	3,181,017	3,379,456	3,379,456
Net Cost	922,983	1,031,811	1,460,916	1,454,512	1,387,894
Positions	24.8	26.0	26.0	26.0	26.0

PROGRAM DESCRIPTION:

- The Agricultural Commissioner provides a variety of services and regulatory programs required by state law throughout Sacramento County including plant quarantine and pest exclusion, pest detection, pest management, and pesticide use enforcement.
- The Sealer of Weights and Measures is responsible for the state mandated regulation of commercial weighing and measuring devices such as grocery scales, gas pumps, and truck scales, as well as assuring that full measure is provided in all packaged goods and that automatic checkout devices provide correct pricing information.

MISSION:

To promote and protect Sacramento County agriculture and the environment; ensure the health and safety of our citizens; and to foster confidence and equity in the marketplace through the fair and equitable enforcement of the laws, regulations, and ordinances enacted by the people of the State of California and the County of Sacramento.

GOALS:

- **Agricultural Programs**
 - **Pesticide Use Enforcement** – To provide protection to the public, pesticide handlers, farmworkers and the environment, while allowing California Environmental Protection Agency registered pesticide products to be used in agricultural and non-agricultural situations in compliance with pesticide laws and regulations.
 - **Pest Detection** – To develop and maintain a pest detection program, which provides early warning of infestations of exotic pests detrimental to agriculture or the environment.
 - **Pest Exclusion** – To protect Sacramento County, California agriculture and the environment from invasive pests through the inspection of incoming shipments and conveyances that might harbor plant or animal pests.
 - **General Agriculture** – To ensure that service levels in each program are effective in meeting the needs of Sacramento County growers, processors, and residents. (Glassy Winged Sharpshooter [GWSS]; Crop Statistics; Nursery Inspection; Pest Management; Commodity Regulation).

GOALS (CONT.):

- **Weights and Measures Programs:**

- **Device Inspections** – To prove the accuracy and correctness of commercial weighing, measuring and price scanning devices to ensure equity in the marketplace for all businesses and their customers. Inspection of all other commercial devices on an approved schedule.
- **Quantity Control Inspections** – To enforce the Fair Packaging and Labeling Act in an effort to verify that packaged goods contain full measure as described on the product label and to ensure fair competition among packagers and fair value to the consumer.
- **Petroleum Inspections** – To ensure that posted advertising medium at gas stations is accurate and appropriate.
- **Weighmaster Inspections** – To ensure that when value of a product is based on weight determined in the absence of the buyer or seller, that the weight is accurately stated on a certificate issued by the weighmaster.

SIGNIFICANT DEVELOPMENTS DURING 2016-17:

- **Invasive Pest Infestations**

- The Japanese Beetle infestation in Carmichael has not been declared eradicated yet although no beetles were trapped last year. The intense delimitation trapping will continue this summer although there are currently no plans for any pesticide treatments in the area. Currently the plan is for the delimitation trapping to continue in Carmichael through the summer of 2019.
 - The Light Brown Apple Moth (LBAM) infested areas of the county require special trapping and inspection so that agricultural commodities that are considered host material may be exported. This trapping continues and is paid for by the growers that ship agricultural commodities from these areas of the county. The areas affected have not expanded significantly.
 - Asian Citrus Psyllid (ACP) has been detected in neighboring Yolo County and it would not be surprising to have it detected in Sacramento County in the near future. The Department is working with the California Department of Food and Agriculture to detect the pest before a resident population can be established.
- The Department hired the newly approved Chief Deputy Agricultural Commissioner/Sealer of Weights and Measures. The new Chief Deputy, Chris Flores, comes to us from Nevada County where she was the Agricultural Commissioner/Sealer. She brings to Sacramento County significant experience working with an Agricultural Advisory Committee and land use issues. These skills will be invaluable to this department. Thanks in great part to her efforts, the Agricultural Advisory Committee will be reconstituted and meeting before the end of Fiscal Year 2016-17.
 - The Department filled the vacant Deputy Sealer position internally and that individual is now covering the needed duties and helping to mentor others studying for the Deputy Sealer exams. The hiring of the new Deputy Sealer along with the filling of two vacant Weights and Measures positions has resulted in a new enthusiasm in the staff working in the Weights and Measures programs and we expect inspection intervals to improve significantly in Fiscal Year 2016-17 and Fiscal Year 2017-18.

SIGNIFICANT DEVELOPMENTS DURING 2016-17 (CONT.):

- USDA Farm Bill funding and the California Department of Food and Agriculture have allowed for filling the vacant second Detection Dog Team handler. Interviews have been held and an experienced Detection Dog Handler from Contra Costa, Mariah DeNijs, has been hired along with her dog, Cairo. They began service in Sacramento County on May 10, 2017. Cairo will be retiring this year and Mariah will travel back to the USDA National Detector Dog Training facility in Georgia where she will be matched with a new dog and undergo a brief (4 week) training period. The current Detection Dog Team of Jennifer Berger and Dozer continue to intercept invasive pests particularly at the U.S. Postal facility in West Sacramento. Dozer was also scheduled to retire this upcoming year but due to Cairo’s retirement has been approved to work an additional year to provide coverage at the U.S. Postal Facility in West Sacramento while the new dog undergoes the one year of training required for certification to work in the U.S. Postal Facilities.

FISCAL YEAR 2017-18 BUDGET RECOMMENDED FOR ADOPTION:

ADJUSTMENTS TO APPROVED RECOMMENDED 2017-18 BUDGET Budget Unit: 3210000 - Agricultural Comm-Sealer Of Wts & Meas			
Detail by Revenue Category and Expenditure Object	Approved Recommended Budget 2017-18	Recommended For Adopted Budget 2017-18	Variance
Intergovernmental Revenues	\$ 2,292,113	\$ 2,292,113	\$ -
Charges for Services	1,056,593	1,056,593	-
Miscellaneous Revenues	30,750	30,750	-
Total Revenue	\$ 3,379,456	\$ 3,379,456	\$ -
Salaries & Benefits	\$ 3,672,547	\$ 3,672,547	-
Services & Supplies	920,675	920,675	-
Expenditure Transfer & Reimbursement	174,128	174,128	-
Total Expenditures/Appropriations	\$ 4,767,350	\$ 4,767,350	\$ -
Net Cost	\$ 1,387,894	\$ 1,387,894	\$ -
Positions	26.0	26.0	0.0

DESCRIPTION OF CHANGES FROM APPROVED RECOMMENDED BUDGET:

Appropriations and revenues have not changed.

SCHEDULE:

State Controller Schedule County Budget Act January 2010	County of Sacramento Detail of Financing Sources and Financing Uses Governmental Funds Fiscal Year 2017-18	Schedule 9
---	--	-------------------

Budget Unit **3210000 - Agricultural Comm-Sealer Of Wts & Meas**
 Function **PUBLIC PROTECTION**
 Activity **Protection / Inspection**
 Fund **001A - GENERAL**

Detail by Revenue Category and Expenditure Object	2015-16 Actual	2016-17 Actual	2016-17 Adopted	2017-18 Requested	2017-18 Recommended
1	2	3	4	5	6
Intergovernmental Revenues	\$ 2,149,276	\$ 2,231,201	\$ 2,096,153	\$ 2,292,113	\$ 2,292,113
Charges for Services	1,072,480	1,060,184	1,054,664	1,056,593	1,056,593
Miscellaneous Revenues	29,500	26,600	30,200	30,750	30,750
Total Revenue	\$ 3,251,256	\$ 3,317,985	\$ 3,181,017	\$ 3,379,456	\$ 3,379,456
Salaries & Benefits	\$ 3,131,811	\$ 3,345,202	\$ 3,645,972	\$ 3,672,547	\$ 3,672,547
Services & Supplies	949,866	926,500	908,970	960,675	920,675
Other Charges	31,850	-	-	26,618	-
Intrafund Charges	60,712	78,094	86,991	174,128	174,128
Total Expenditures/Appropriations	\$ 4,174,239	\$ 4,349,796	\$ 4,641,933	\$ 4,833,968	\$ 4,767,350
Net Cost	\$ 922,983	\$ 1,031,811	\$ 1,460,916	\$ 1,454,512	\$ 1,387,894
Positions	24.8	26.0	26.0	26.0	26.0

2017-18 PROGRAM INFORMATION

BU: 3210000 Agricultural Commissioner-Sealer Of Weights & Measures

Appropriations	Reimbursements	Federal Revenues	State Revenues	Realignment	Pro 172	Fees	Other Revenues	Fund Balance	Net Cost	Positions	Vehicles
----------------	----------------	------------------	----------------	-------------	---------	------	----------------	--------------	----------	-----------	----------

FUNDED

Program No. and Title: 001 Hazardous Materials/ Ag Burn

118,730	0	0	0	0	0	0	118,730	0	0	1.0	1
---------	---	---	---	---	---	---	---------	---	---	-----	---

Program Type: Mandated

Countywide Priority: 1 -- Flexible Mandated Countywide/Municipal or Financial Obligations

Strategic Objective: PS2 --Keep the community safe from environmental hazards and natural disasters

Program Description: California Health and Safety Code and Air Quality Regulations require these programs to be delivered. The choice to deliver them through this department was one made in an effort to provide improved service and efficiency. The programs are fully funded by the contracting departments (Sacramento Air Qualify District and Environmental Health).

Program No. and Title: 002 Pest Detection/Exclusion/GWSS

2,382,941	0	0	1,528,957	0	0	110,000	0	0	743,984	12.5	17.1
-----------	---	---	-----------	---	---	---------	---	---	---------	------	------

Program Type: Mandated

Countywide Priority: 1 -- Flexible Mandated Countywide/Municipal or Financial Obligations

Strategic Objective: EG --Promote a healthy and growing regional economy and county revenue base through business growth and workforce employability

Program Description: The Pest Detection and Glassy Winged Sharpshooter (GWSS) programs are long standing contract programs that are substantially supported by State and Federal funding. FAC § 6401 requires that the Commissioner "immediately" inspect interstate shipments upon notice of arrival at destination. Contract agreement for GWSS requires inspection of intrastate shipments of nursery stock from So CA. Full cost is charged to the State contracts for the GWSS and Pest Detection programs. Exclusion programs are: High Risk Exclusion including the Canine Inspection Team; inspection of seed fields and commodities for export certification and issuance of Phytosanitary Certificates; and exclusion for Light Brown Apple Moth, Japanese Dodder, and European Grapevine Moth.

Program No. and Title: 003 General Agriculture & Crop Statistics

194,535	0	0	58,642	0	0	14,178	0	0	121,715	1.0	1.4
---------	---	---	--------	---	---	--------	---	---	---------	-----	-----

Program Type: Mandated

Countywide Priority: 1 -- Flexible Mandated Countywide/Municipal or Financial Obligations

Strategic Objective: PS1 --Protect the community from criminal activity, abuse and violence

Program Description: Each of these programs are mandated by the California Food and Agricultural Code. All are delivered at minimal levels tied to their lack of adequate funding. Nursery Inspection being the exception due to significant risk of spreading agricultural and environmentally harmful pests and disease if inadequate inspections are performed. Food and Ag Code § 2279. The commissioner shall compile reports of the condition, acreage, production, and value of the agricultural products in his county. The commissioner may publish such reports, and shall transmit a copy of them to the director.

AGRICULTURAL COMMISSIONER-SEALER OF WEIGHTS AND MEASURES

3210000

Appropriations	Reimbursements	Federal Revenues	State Revenues	Realignment	Pro 172	Fees	Other Revenues	Fund Balance	Net Cost	Positions	Vehicles
----------------	----------------	------------------	----------------	-------------	---------	------	----------------	--------------	----------	-----------	----------

Program No. and Title: 004 Pesticide Use Enforcement

887,320	0	0	590,999	0	0	28,415	0	0	267,906	4.7	6.3
---------	---	---	---------	---	---	--------	---	---	---------	-----	-----

Program Type: Mandated

Countywide Priority: 1 -- Flexible Mandated Countywide/Municipal or Financial Obligations

Strategic Objective: PS2 --Keep the community safe from environmental hazards and natural disasters

Program Description: The California Food and Ag. Code, Divisions 6 and 7, concerning the registration, sale, transportation and use of pesticides requires the following: • Division 6, Section 11501.5. The director, and the commissioner of each county under the direction and supervision of the director, shall enforce this division and the regulations which are issued pursuant to it. • Division 7, Section 14004. The director, and the commissioner of each county under the direction and supervision of the director, shall enforce this chapter and the regulations issued pursuant to it. Level of inspection is according to an annual work plan based on compliance history as well as local and statewide enforcement focus. Program services are required to be provided upon demand. For example business registrations, restricted materials permits, labor contractor registrations must be provided during normal business hours by an inspector licensed to provide those services.

Program No. and Title: 005 Weights & Measures

867,824	0	0	25,535	0	0	588,000	0	0	254,289	4.6	6.2
---------	---	---	--------	---	---	---------	---	---	---------	-----	-----

Program Type: Mandated

Countywide Priority: 1 -- Flexible Mandated Countywide/Municipal or Financial Obligations

Strategic Objective: PS1 --Protect the community from criminal activity, abuse and violence

Program Description: The California Business and Professions Code mandates Weights and Measures Inspections and Title 5 of the California Code of Regulations specifies frequency of inspections. Quantity Control inspection is mandated, however, the frequency of inspection is not. Penalties for violations often return significant revenues to the General Fund through District Attorney actions.

Program No. and Title: 006 Automated Point of Sale Systems

316,000	0	0	0	0	0	316,000	0	0	0	2.2	2
---------	---	---	---	---	---	---------	---	---	---	-----	---

Program Type: Self-Supporting

Countywide Priority: 2 -- Discretionary Law-Enforcement

Strategic Objective: PS1 --Protect the community from criminal activity, abuse and violence

Program Description: The Automated Point of Sale Inspection Program is a fully funded discretionary program recently endorsed by the Board of Supervisors to provide improved consumer protection in the retail trade.

FUNDED											
4,767,350	0	0	2,204,133	0	0	1,056,593	118,730	0	1,387,894	26.0	34

Appropriations	Reimbursements	Federal Revenues	State Revenues	Realignment	Pro 172	Fees	Other Revenues	Fund Balance	Net Cost	Positions	Vehicles
----------------	----------------	------------------	----------------	-------------	---------	------	----------------	--------------	----------	-----------	----------

GROWTH REQUEST NOT RECOMMENDED

Program No. and Title: **002** *Pest Detection/Exclusion/GWSS*

26,619	0	0	0	0	0	0	0	0	26,619	0.0	1
--------	---	---	---	---	---	---	---	---	--------	-----	---

Program Type: Mandated

Countywide Priority: 1 -- Flexible Mandated Countywide/Municipal or Financial Obligations

Strategic Objective: EG --Promote a healthy and growing regional economy and county revenue base through business growth and workforce employability

Program Description: Vehicle replaces inoperable 660 vehicle to be used in the Pest Detection/GWSS programs.

Program No. and Title: **002** *Pest Detection/Exclusion/GWSS*

16,500	0	0	0	0	0	0	0	0	16,500	0.0	0
--------	---	---	---	---	---	---	---	---	--------	-----	---

Program Type: Mandated

Countywide Priority: 1 -- Flexible Mandated Countywide/Municipal or Financial Obligations

Strategic Objective: EG --Promote a healthy and growing regional economy and county revenue base through business growth and workforce employability

Program Description: New Time Tracking & Billing Program to replace the current outdated program.

Program No. and Title: **002** *Pest Detection/Exclusion/GWSS*

12,700	0	0	0	0	0	0	0	0	12,700	0.0	0
--------	---	---	---	---	---	---	---	---	--------	-----	---

Program Type: Mandated

Countywide Priority: 1 -- Flexible Mandated Countywide/Municipal or Financial Obligations

Strategic Objective: EG --Promote a healthy and growing regional economy and county revenue base through business growth and workforce employability

Program Description: The Pacific Institute Investment in Excellence program for 5 new staff members.

Program No. and Title: **002** *Pest Detection/Exclusion/GWSS*

10,800	0	0	0	0	0	0	0	0	10,800	0.0	0
--------	---	---	---	---	---	---	---	---	--------	-----	---

Program Type: Mandated

Countywide Priority: 1 -- Flexible Mandated Countywide/Municipal or Financial Obligations

Strategic Objective: EG --Promote a healthy and growing regional economy and county revenue base through business growth and workforce employability

Program Description: Replaces Conference room tables and chairs.

GROWTH REQUEST NOT RECOMMENDED

66,619	0	0	0	0	0	0	0	0	66,619	0.0	1
--------	---	---	---	---	---	---	---	---	--------	-----	---

Summary

Classification	2015-16 Actual	2016-17 Actual	2016-17 Adopted	2017-18 Requested	2017-18 Recommend
1	2	3	4	5	6
Total Requirements	80,941	81,434	84,222	85,905	85,905
Total Financing	23,013	23,396	23,533	24,296	24,296
Net Cost	57,928	58,038	60,689	61,609	61,609

PROGRAM DESCRIPTION:

- Wildlife Services is a cooperative program with the United States Department of Agriculture (USDA) and the County. The program provides for the control of non-domestic animals such as skunks, opossums, raccoons, beavers, coyotes and birds that pose a threat to human health or safety or cause damage to property or livestock in the unincorporated portions of the County and within the jurisdictions of incorporated city collaborators. All incorporated cities within the County, except the City of Sacramento and Citrus Heights, participate financially in the program, commensurate to the services provided to their residents.
- This budget unit is administered by the Agricultural/Sealer of Weights and Measures.

MISSION:

Provide service and protection through sound wildlife management practices.

GOALS:

- To safeguard public health and safety and protect Sacramento County’s agricultural, industrial, and natural resources through the science and practice of wildlife management.
- To provide a program that will reasonably assure county residents that they may safely enjoy parks, recreation areas, and residential neighborhoods while minimizing the threat of harm from non-domestic animals.
- To provide the agricultural industry and county residents with protection from damage to property and injury to livestock or domestic pets caused by non-domestic animals.
- To respond to all requests for service in a timely manner.
- To provide expert service and advice to the County residents and the agricultural community requesting help with problems caused by non-domestic animals.

SIGNIFICANT DEVELOPMENTS DURING 2016-17:

- USDA entered into several Memorandums of Understanding (MOUs) with other jurisdictions for special projects to help backfill the revenues lost when the cities of Sacramento and Citrus Heights did not renew their MOU agreements in Fiscal Years 2012-13 and 2015-16 respectively. Although the loss of both cities has resulted in reducing the Full-Time Equivalent from 2.0 to 1.4, USDA’s additional MOUs with other jurisdictions for special projects prevented the loss of federal personnel providing the services and allowed the remaining jurisdictions with County MOUs to receive uninterrupted service.

SIGNIFICANT DEVELOPMENTS DURING 2016-17 (CONT.):

- USDA Wildlife Services staff worked with the Agricultural Commissioner to present a training session for local animal control personnel in the most appropriate ways to handle coyote incidents in urban settings which have become more frequent. The training was well attended and well received by both County and City staff from the surrounding jurisdictions.

FISCAL YEAR 2017-18 BUDGET RECOMMENDED FOR ADOPTION

ADJUSTMENTS TO APPROVED RECOMMENDED 2017-18 BUDGET			
Budget Unit: 3260000 - Wildlife Services			
Detail by Revenue Category and Expenditure Object	Approved Recommended Budget 2017-18	Recommended For Adopted Budget 2017-18	Variance
Charges for Services	\$ 24,296	\$ 24,296	\$ -
Total Revenue	\$ 24,296	\$ 24,296	\$ -
Other Charges	\$ 85,905	\$ 85,905	\$ -
Total Expenditures/Appropriations	\$ 85,905	\$ 85,905	\$ -
Net Cost	\$ 61,609	\$ 61,609	\$ -

DESCRIPTION OF CHANGES FROM APPROVED RECOMMENDED BUDGET:

The allocation (net cost) has not changed.

SCHEDULE:

State Controller Schedule County Budget Act January 2010	County of Sacramento Detail of Financing Sources and Financing Uses Governmental Funds Fiscal Year 2017-18	Schedule 9
---	--	-------------------

Budget Unit **3260000 - Wildlife Services**
 Function **PUBLIC PROTECTION**
 Activity **Other Protection**
 Fund **001A - GENERAL**

Detail by Revenue Category and Expenditure Object	2015-16 Actual	2016-17 Actual	2016-17 Adopted	2017-18 Requested	2017-18 Recommended
1	2	3	4	5	6
Charges for Services	\$ 23,013	\$ 23,396	\$ 23,533	\$ 24,296	\$ 24,296
Total Revenue	\$ 23,013	\$ 23,396	\$ 23,533	\$ 24,296	\$ 24,296
Other Charges	\$ 80,941	\$ 81,434	\$ 84,222	\$ 85,905	\$ 85,905
Total Expenditures/Appropriations	\$ 80,941	\$ 81,434	\$ 84,222	\$ 85,905	\$ 85,905
Net Cost	\$ 57,928	\$ 58,038	\$ 60,689	\$ 61,609	\$ 61,609

2017-18 PROGRAM INFORMATION

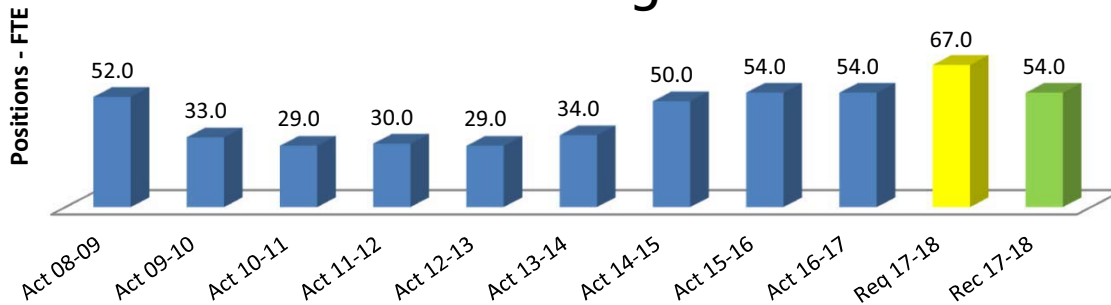
BU: 3260000 Wildlife Services

	Appropriations	Reimbursements	Federal Revenues	State Revenues	Realignment	Pro 172	Fees	Other Revenues	Fund Balance	Net Cost	Positions	Vehicles
FUNDED												
<i>Program No. and Title:</i> 001 Wildlife Services												
	85,905	0	0	0	0	0	24,296	0	0	61,609	0.0	0
<i>Program Type:</i> Discretionary												
<i>Countywide Priority:</i> 6 -- Prevention/Intervention Programs												
<i>Strategic Objective:</i> PS2 -- Keep the community safe from environmental hazards and natural disasters												
<i>Program Description:</i> Non-domestic animals pose a risk to public health & safety as well as damage to properties. The county contracts with USDA to provide the services of 2 USDA employees to respond to Wildlife issues within the boundary of Sacramento County.												
FUNDED	85,905	0	0	0	0	0	24,296	0	0	61,609	0.0	0

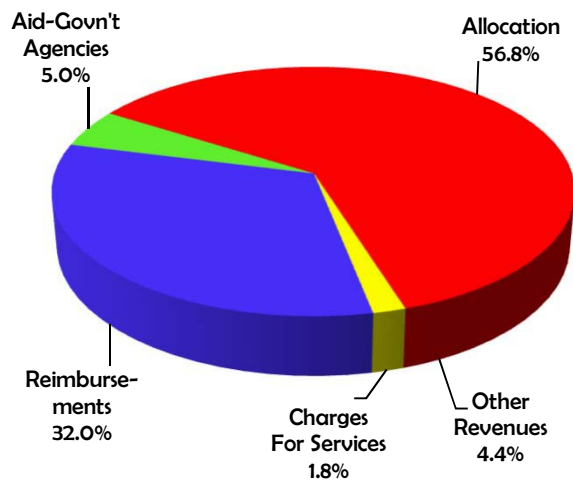
DEPARTMENTAL STRUCTURE
DAVE DICKINSON, DIRECTOR



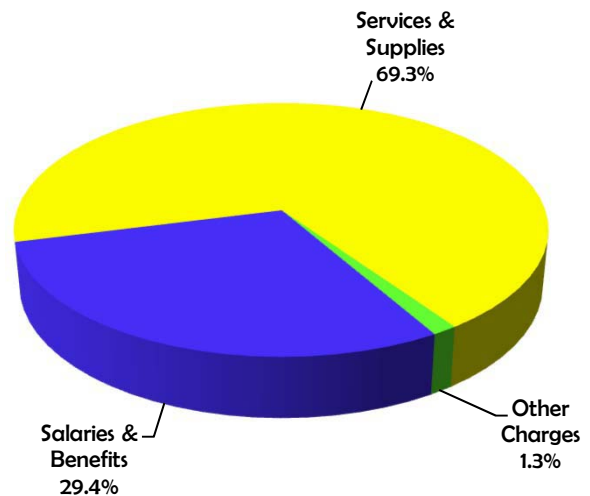
Staffing Trend



Financing Sources



Financing Uses



Summary					
Classification	2015-16 Actual	2016-17 Actual	2016-17 Adopted	2017-18 Requested	2017-18 Recommend
1	2	3	4	5	6
Total Requirements	9,153,211	9,139,992	9,945,634	12,548,002	11,302,257
Total Financing	1,734,604	2,012,343	2,111,785	2,122,636	1,852,833
Net Cost	7,418,607	7,127,649	7,833,849	10,425,366	9,449,424
Positions	54.0	54.0	54.0	67.0	54.0

PROGRAM DESCRIPTION:

The Department of Animal Care and Regulation:

- As required by state mandate, conducts a rabies prevention program through licensing and vaccination compliance and enforces California laws and county ordinances pertaining to animals.
- Operates the County Animal Shelter providing proactive animal adoption programs, foster and rescue programs and provides in-house veterinary medical care and spay/neuter services.
- Responds to complaints of animal bites or attacks, loose animals, nuisance complaints, cruelty and negligence concerns and emergency calls for animals in immediate danger or causing a public safety hazard such as an animal in traffic or an aggressive dog on school grounds.
- Provides twenty-four-hour emergency field services for response to injured and aggressive animals and to all public safety issues, as well as provides assistance to outside enforcement agencies when animals are involved.
- Provides funding to various nonprofit and community-based low-cost spay/neuter and vaccination clinic groups to optimize long-term reduction in volume of sheltered animals by paying for services for pets.
- Operates a mobile veterinary clinic program – the Bradshaw Animal Assistance Team (BAAT) – to provide no-cost vaccination, wellness and spay/neuter services directly in communities from which the shelter experiences higher than average intake of animals and for which demographics evidence a greater than average percentage of residents are living under low income or poverty conditions. The program is designed to promote the home retention of pets who might be surrendered to the shelter for medical needs and the prevention of litters of puppies and kittens who would be surrendered to the animal shelter when pet owner cannot place them in homes and can no longer keep them.
- Partners with local agencies for disaster preparation/response for animal care and support issues.
- Operates a Volunteer Program with more than 200 active volunteers who assist the shelter in a variety of capacities, including daily cleaning/feeding, fundraising, animal socialization, customer service, adoption counseling, fostering, mobile events, clerical duties, grooming and general shelter maintenance.

MISSION:

To provide public safety and protect the health and welfare of animals in our community.

GOALS:

- Provide a safe haven for all animals that enter our care and provide exceptional animal care services to our customers, both humans and animals.
- Increase the number of low-cost spay and neuter options in our region.
- Increase the number of animals that are adopted, returned to owner and rescued.
- Continue to improve and expand operations to solidify the shelter as the premier animal care facility in the Sacramento region.
- Deliver first class customer service to our constituents.
- Establish a comfortable, professional and rewarding environment for all staff and volunteers.
- Build and enhance volunteer services.
- Expand our existing donor base by continuing to engage the community.

SIGNIFICANT DEVELOPMENTS DURING 2016-17:

Conducted meetings with area partners Animal Spay Neuter Clinic (ASN), Sacramento Society for the Prevention of Cruelty to Animals (SSPCA), and Sacramento Area Animal Coalition to increase the capacity to spay/neuter animals in the community and in the County Shelter. A plan was developed with ASN and SSPCA to spay and neuter animals from the Bradshaw Shelter augmenting in-shelter veterinary staff resources. This additional capacity for spay/neuter surgeries allowed Bradshaw Shelter veterinary staff to attend to animals with more critical surgical needs and perform specialty surgeries saving more lives.

2017-18 APPROVED RECOMMENDED BUDGET**SIGNIFICANT CHANGES FOR 2017-18:**

- The City of Citrus Heights has indicated they do not plan to contract for services with the County resulting in a loss of \$152,701 in revenues. County General fund used to backfill for the fixed costs of \$134,260 and the difference of \$18,441 reduced from food and medical in the Kennel program.
- Debt Service increased \$829,932 due to charging the full cost to the department, previously funded by Capital Construction Fund. The shift increased General Fund allocation to the department and the ability for the Capital Construction Fund to use the savings for capital projects.

RECOMMENDED GROWTH FOR 2017-18:

- One-time recommended growth request include:
 - Appropriations of \$169,200 offset by revenues of \$169,200.
- On-going recommended growth request include:
 - Appropriations of \$92,854.
 - Net county cost of \$92,854.

RECOMMENDED GROWTH FOR 2017-18:

- Details are included in the Program Information – Growth Request Recommended section of this budget.

FISCAL YEAR 2017-18 BUDGET RECOMMENDED FOR ADOPTION

ADJUSTMENTS TO APPROVED RECOMMENDED 2017-18 BUDGET			
Budget Unit: 3220000 - Animal Care And Regulation			
Detail by Revenue Category and Expenditure Object	Approved Recommended Budget 2017-18	Recommended For Adopted Budget 2017-18	Variance
Licenses, Permits & Franchises	\$ 400,000	\$ 400,000	\$ -
Intergovernmental Revenues	826,333	826,333	-
Charges for Services	295,300	295,300	-
Miscellaneous Revenues	329,200	329,200	-
Other Financing Sources	2,000	2,000	-
Total Revenue	\$ 1,852,833	\$ 1,852,833	\$ -
Salaries & Benefits	\$ 4,885,036	\$ 4,885,036	-
Services & Supplies	4,154,177	4,154,177	-
Other Charges	222,400	222,400	-
Expenditure Transfer & Reimbursement	2,040,644	2,040,644	-
Total Expenditures/Appropriations	\$ 11,302,257	\$ 11,302,257	\$ -
Net Cost	\$ 9,449,424	\$ 9,449,424	\$ -
Positions	54.0	54.0	0.0

DESCRIPTION OF CHANGES FROM APPROVED RECOMMENDED BUDGET:

The allocation (net cost) has not changed.

SCHEDULE:

State Controller Schedule County Budget Act January 2010	County of Sacramento Detail of Financing Sources and Financing Uses Governmental Funds Fiscal Year 2017-18	Schedule 9
---	--	-------------------

Budget Unit **3220000 - Animal Care And Regulation**
 Function **PUBLIC PROTECTION**
 Activity **Other Protection**
 Fund **001A - GENERAL**

Detail by Revenue Category and Expenditure Object	2015-16 Actual	2016-17 Actual	2016-17 Adopted	2017-18 Requested	2017-18 Recommended
1	2	3	4	5	6
Taxes	\$ -	\$ 2,850	\$ -	\$ -	-
Licenses, Permits & Franchises	407,292	358,982	420,000	400,000	400,000
Intergovernmental Revenues	938,804	1,104,575	952,285	1,096,136	826,333
Charges for Services	330,379	212,485	426,000	295,300	295,300
Miscellaneous Revenues	49,354	332,516	304,500	329,200	329,200
Other Financing Sources	8,775	935	9,000	2,000	2,000
Total Revenue	\$ 1,734,604	\$ 2,012,343	\$ 2,111,785	\$ 2,122,636	\$ 1,852,833
Salaries & Benefits	\$ 4,249,584	\$ 4,372,026	\$ 4,659,234	\$ 6,112,590	\$ 4,885,036
Services & Supplies	3,851,466	3,751,740	4,007,920	4,172,368	4,154,177
Other Charges	909	944	222,400	222,400	222,400
Equipment	11,376	85	10,000	-	-
Interfund Charges	828,231	830,706	830,706	1,660,638	1,660,638
Intrafund Charges	4,975,685	4,464,083	4,494,966	5,710,929	5,710,929
Intrafund Reimb	(4,764,040)	(4,279,592)	(4,279,592)	(5,330,923)	(5,330,923)
Total Expenditures/Appropriations	\$ 9,153,211	\$ 9,139,992	\$ 9,945,634	\$ 12,548,002	\$ 11,302,257
Net Cost	\$ 7,418,607	\$ 7,127,649	\$ 7,833,849	\$ 10,425,366	\$ 9,449,424
Positions	54.0	54.0	54.0	67.0	54.0

2017-18 PROGRAM INFORMATION

BU: 3220000 Animal Care And Regulation

Appropriations	Reimbursements	Federal Revenues	State Revenues	Realignment	Pro 172	Fees	Other Revenues	Fund Balance	Net Cost	Positions	Vehicles
----------------	----------------	------------------	----------------	-------------	---------	------	----------------	--------------	----------	-----------	----------

FUNDED

Program No. and Title: 001 Dog and Cat Licenses

640,410	0	0	0	0	0	400,000	36,994	0	203,416	3.5	0
---------	---	---	---	---	---	---------	--------	---	----------------	-----	---

Program Type: Mandated

Countywide Priority: 0 -- Specific Mandated Countywide/Municipal or Financial Obligations

Strategic Objective: HS3 --Keep the community free from communicable disease

Program Description: The licensing program is a core function and is a component of the rabies control mandate keeping communities free of rabies by ensuring animals are vaccinated.

Program No. and Title: 002 Kennel Services

4,409,505	0	0	0	0	0	282,815	635,446	0	3,491,244	22.5	1
-----------	---	---	---	---	---	---------	---------	---	------------------	------	---

Program Type: Mandated

Countywide Priority: 1 -- Flexible Mandated Countywide/Municipal or Financial Obligations

Strategic Objective: C1 --Develop and sustain livable and attractive neighborhoods and communities

Program Description: The County is mandated to maintain an impound system to house stray animals for a prescribed holding time, attempt to reunite the animals with their owners or adopt or transfer such animals to rescue groups when possible and provide humane euthanasia for irremediable suffering and unadoptable animals.

Program No. and Title: 003 Volunteer Program

213,494	0	0	0	0	0	0	28,242	0	185,252	1.0	1
---------	---	---	---	---	---	---	--------	---	----------------	-----	---

Program Type: Discretionary

Countywide Priority: 6 -- Prevention/Intervention Programs

Strategic Objective: C2 --Promote opportunities for civic involvement

Program Description: The volunteer program provides oversight and training for volunteers who assist with caring for sheltered animals, liaison with the public, and provide information for adoptions, responsible animal ownership, and department services and needs.

Program No. and Title: 004 Veterinary Program

1,140,646	0	0	0	0	0	110	84,726	0	1,055,810	3.0	0
-----------	---	---	---	---	---	-----	--------	---	------------------	-----	---

Program Type: Mandated

Countywide Priority: 0 -- Specific Mandated Countywide/Municipal or Financial Obligations

Strategic Objective: C1 --Develop and sustain livable and attractive neighborhoods and communities

Program Description: The veterinary program provides medical care to sheltered animals and performs spay/neuter surgeries on adopted animals as required by state law.

	Appropriations	Reimbursements	Federal Revenues	State Revenues	Realignment	Pro 172	Fees	Other Revenues	Fund Balance	Net Cost	Positions	Vehicles
Program No. and Title: <u>005</u> <u>Dispatch and Field Services</u>												
	3,768,348	0	0	0	0	0	0	65,925	0	3,702,423	16.0	10
Program Type: Mandated												
Countywide Priority: 0 -- Specific Mandated Countywide/Municipal or Financial Obligations												
Strategic Objective: C1 --Develop and sustain livable and attractive neighborhoods and communities												
Program Description: Dispatch and Field Services provides public safety response, including rabies control through impoundment of stray animals, investigation and quarantine of bite or rabies suspect animals, investigation of animal abandonment/cruelty, aggressive/vicious animals, and assistance to fire and law enforcement in situations involving animals.												
Program No. and Title: <u>006</u> <u>Administration</u>												
	5,388,223	-5,330,923	0	0	0	0	300	57,000	0	0	5.0	0
Program Type: Discretionary												
Countywide Priority: 5 -- General Government												
Strategic Objective: IS --Internal Support												
Program Description: Administration provides financial services, human resources, facilities management, database management, development of policies and procedures, implementation of programs, and oversight of general operations. (Appropriation includes Allocated Costs)												
Program No. and Title: <u>007</u> <u>Community Outreach Services (formerly Commuter - Mobile Clinic)</u>												
	630,087	0	0	0	0	0	0	80,000	0	550,087	2.0	1
Program Type: Discretionary												
Countywide Priority: 4 -- Sustainable and Livable Communities												
Strategic Objective: C1 --Develop and sustain livable and attractive neighborhoods and communities												
Program Description: Provides no-cost vaccinations, wellness services and spay/neuter surgeries, directly in at-need communities via a mobile veterinary clinic. Community spay/neuter grants to high-volume nonprofit spay/neuter clinics are budgeted in this program as well.												
Program No. and Title: <u>008</u> <u>Adoption Center: Petco</u>												
	180,413	0	0	0	0	0	12,075	0	0	168,338	1.0	0
Program Type: Discretionary												
Countywide Priority: 4 -- Sustainable and Livable Communities												
Strategic Objective: C1 --Develop and sustain livable and attractive neighborhoods and communities												
Program Description: In-store adoption center at Petco 8840 Madison Ave, providing a non-shelter venue for adoptions.												
FUNDED	16,371,126	-5,330,923	0	0	0	0	695,300	988,333	0	9,356,570	54.0	13

Appropriations	Reimbursements	Federal Revenues	State Revenues	Realignment	Pro 172	Fees	Other Revenues	Fund Balance	Net Cost	Positions	Vehicles
----------------	----------------	------------------	----------------	-------------	---------	------	----------------	--------------	----------	-----------	----------

UNFUNDED

Program No. and Title: 002 Kennel Services

18,441	0	0	0	0	0	0	0	0	18,441	0.0	0
--------	---	---	---	---	---	---	---	---	--------	-----	---

Program Type: Discretionary

Countywide Priority: 4 -- Sustainable and Livable Communities

Strategic Objective: C1 --Develop and sustain livable and attractive neighborhoods and communities

Program Description: City of Citrus Heights will not be contracting for services in FY 2017-18 resulting in a loss of \$152,701 in revenue. County General Fund will be used to fund the fixed costs and this reduction represents the anticipated reduction in medical and food associated with the animals from Citrus Heights.

18,441	0	0	0	0	0	0	0	0	18,441	0.0	0
--------	---	---	---	---	---	---	---	---	--------	-----	---

Appropriations	Reimbursements	Federal Revenues	State Revenues	Realignment	Pro 172	Fees	Other Revenues	Fund Balance	Net Cost	Positions	Vehicles
----------------	----------------	------------------	----------------	-------------	---------	------	----------------	--------------	----------	-----------	----------

GROWTH REQUEST RECOMMENDED (APPROVED IN JUNE)

Program No. and Title: 002 Kennel Services

92,854	0	0	0	0	0	0	0	0	92,854	0.0	0
--------	---	---	---	---	---	---	---	---	--------	-----	---

Program Type: Discretionary

Countywide Priority: 1 -- Flexible Mandated Countywide/Municipal or Financial Obligations

Strategic Objective: C1 --Develop and sustain livable and attractive neighborhoods and communities

Program Description: Funding for 2 Animal Care Attendants and \$30,000 in funding for contracted veterinarian services for foster animals to increase available resources for foster/adoption program and increase the live release rate.

Program No. and Title: 004 Veterinary Program

69,200	0	0	0	0	0	0	69,200	0	0	0.0	0
--------	---	---	---	---	---	---	--------	---	---	-----	---

Program Type: Discretionary

Countywide Priority: 6 -- Prevention/Intervention Programs

Strategic Objective: C1 --Develop and sustain livable and attractive neighborhoods and communities

Program Description: Return To Field Program for cats - maintain program funding for spay/neuter service with general donation funds (One-Time).

Program No. and Title: 007 Community Outreach

100,000	0	0	0	0	0	0	100,000	0	0	0.0	0
---------	---	---	---	---	---	---	---------	---	---	-----	---

Program Type: Discretionary

Countywide Priority: 6 -- Prevention/Intervention Programs

Strategic Objective: C1 --Develop and sustain livable and attractive neighborhoods and communities

Program Description: Community animal spay/neuter services - funding from general donation funds (One-Time).

262,054	0	0	0	0	0	0	169,200	0	92,854	0.0	0
---------	---	---	---	---	---	---	---------	---	--------	-----	---

Appropriations	Reimbursements	Federal Revenues	State Revenues	Realignment	Pro 172	Fees	Other Revenues	Fund Balance	Net Cost	Positions	Vehicles
----------------	----------------	------------------	----------------	-------------	---------	------	----------------	--------------	----------	-----------	----------

GROWTH REQUEST NOT RECOMMENDED

Program No. and Title: 002 Kennel Services

326,281	0	0	0	0	0	0	99,233	0	227,048	4.0	0
---------	---	---	---	---	---	---	--------	---	----------------	-----	---

Program Type: Discretionary

Countywide Priority: 1 -- Flexible Mandated Countywide/Municipal or Financial Obligations

Strategic Objective: C1 --Develop and sustain livable and attractive neighborhoods and communities

Program Description: 4.0 FTE Animal Care Attendant - to meet ongoing workload, animal care and customer service needs.

Program No. and Title: 002 Kennel Services

131,730	0	0	0	0	0	0	40,063	0	91,667	0.0	0
---------	---	---	---	---	---	---	--------	---	---------------	-----	---

Program Type: Discretionary

Countywide Priority: 1 -- Flexible Mandated Countywide/Municipal or Financial Obligations

Strategic Objective: C1 --Develop and sustain livable and attractive neighborhoods and communities

Program Description: Extra Help - 4 Intermittent Animal Care Attendants to fill behind absences and light duty assignments as well as meet ongoing workload, animal care and customer service needs.

Program No. and Title: 002 Kennel Services

78,192	0	0	0	0	0	0	23,781	0	54,411	1.0	0
--------	---	---	---	---	---	---	--------	---	---------------	-----	---

Program Type: Discretionary

Countywide Priority: 1 -- Flexible Mandated Countywide/Municipal or Financial Obligations

Strategic Objective: PS1 --Protect the community from criminal activity, abuse and violence

Program Description: 1.0 Senior Animal Control Officer to provide more Kennel oversight and leadership.

Program No. and Title: 002 Kennel Services

55,148	0	0	0	0	0	0	16,772	0	38,376	1.0	0
--------	---	---	---	---	---	---	--------	---	---------------	-----	---

Program Type: Discretionary

Countywide Priority: 1 -- Flexible Mandated Countywide/Municipal or Financial Obligations

Strategic Objective: C1 --Develop and sustain livable and attractive neighborhoods and communities

Program Description: 1.0 FTE Office Assistant I/II - to meet ongoing workload and customer service needs.

Program No. and Title: 002 Kennel Services

20,000	0	0	0	0	0	0	0	0	20,000	0.0	0
--------	---	---	---	---	---	---	---	---	---------------	-----	---

Program Type: Discretionary

Countywide Priority: 1 -- Flexible Mandated Countywide/Municipal or Financial Obligations

Strategic Objective: C1 --Develop and sustain livable and attractive neighborhoods and communities

Program Description: Remodel clerical station at animal admission to better serve multiple customers.

	Appropriations	Reimbursements	Federal Revenues	State Revenues	Realignment	Pro 172	Fees	Other Revenues	Fund Balance	Net Cost	Positions	Vehicles
<hr/>												
Program No. and Title:	<u>003</u> <u>Volunteer Program</u>											
	55,148	0	0	0	0	0	0	14,397	0	40,751	1.0	0
Program Type:	Discretionary											
Countywide Priority:	6 -- Prevention/Intervention Programs											
Strategic Objective:	C2 --Promote opportunities for civic involvement											
Program Description:	1.0 FTE Office Assistant I/II to assist Volunteer Coordinator.											
<hr/>												
Program No. and Title:	<u>004</u> <u>Veterinary Program</u>											
	188,201	0	0	0	0	0	0	20,495	0	167,706	2.0	0
Program Type:	Discretionary											
Countywide Priority:	6 -- Prevention/Intervention Programs											
Strategic Objective:	IS --Internal Support											
Program Description:	1.0 FTE Chief of Shelter Medicine and 1.0 FTE Animal Care Attendant to assist Veterinary Program - add new job classification to develop written protocols, inventories, training; veterinary medical advisor to Director; Animal Care Attendant to assist Veterinarians and Registered Veterinary Technicians.											
<hr/>												
Program No. and Title:	<u>005</u> <u>Dispatch and Field Services</u>											
	85,422	0	0	0	0	0	0	1,264	0	84,158	1.0	0
Program Type:	Discretionary											
Countywide Priority:	1 -- Flexible Mandated Countywide/Municipal or Financial Obligations											
Strategic Objective:	PS1 --Protect the community from criminal activity, abuse and violence											
Program Description:	1.0 FTE Senior Animal Control Officer for Dispatch & Field Services oversight and leadership.											
<hr/>												
Program No. and Title:	<u>006</u> <u>Administration</u>											
	168,380	0	0	0	0	0	0	27,992	0	140,388	1.0	0
Program Type:	Discretionary											
Countywide Priority:	5 -- General Government											
Strategic Objective:	IS --Internal Support											
Program Description:	1.0 FTE Assistant Director - add new job classification responsible for oversight of daily operations, permitting Director to focus on department leadership, policies, goals, public relations, etc.											
<hr/>												
Program No. and Title:	<u>006</u> <u>Administration</u>											
	146,370	0	0	0	0	0	0	25,806	0	120,564	1.0	0
Program Type:	Discretionary											
Countywide Priority:	5 -- General Government											
Strategic Objective:	IS --Internal Support											
Program Description:	1.0 FTE Administrative Services Officer III to provide administrative and budgetary oversight and meet backlogged workload needs.											
<hr/>												

	Appropriations	Reimbursements	Federal Revenues	State Revenues	Realignment	Pro 172	Fees	Other Revenues	Fund Balance	Net Cost	Positions	Vehicles
--	----------------	----------------	------------------	----------------	-------------	---------	------	----------------	--------------	----------	-----------	----------

Program No. and Title: **007 Community Outreach**

	65,286	0	0	0	0	0	0	0	0	65,286	1.0	0
--	--------	---	---	---	---	---	---	---	---	--------	-----	---

Program Type: Discretionary

Countywide Priority: 6 -- Prevention/Intervention Programs

Strategic Objective: HS3 --Keep the community free from communicable disease

Program Description: 1.0 FTE Animal Care Attendant to Assist Veterinarian and Registered Veterinary Technician in mobile clinic.

GROWTH REQUEST NOT RECOMMENDED												
	1,320,158	0	0	0	0	0	0	269,803	0	1,050,355	13.0	0

Summary

Classification	2015-16 Actual	2016-17 Actual	2016-17 Adopted	2017-18 Requested	2017-18 Recommend
1	2	3	4	5	6
Total Requirements	38,384,292	21,045,044	42,983,461	-	-
Total Financing	28,950,434	20,807,578	35,907,547	-	-
Net Cost	9,433,858	237,466	7,075,914	-	-
Positions	225.4	237.8	238.6	0.0	0.0

PROGRAM DESCRIPTION:

- Effective May 11, 2017, the Board of Supervisors abolished the Department of Community Development, which was comprised of six divisions; Administrative Services, Building Permits and Inspection, Code Enforcement, County Engineering, Planning and Environmental Review, and Economic Development and Marketing.
- The Office of Development and Code Services was also established and is comprised of five divisions; Administrative Services, Building Permits and Inspection, Code Enforcement, and County Engineering from the Department of Community Development and Construction Management and Inspection from the Department of General Services.
- The Office of Planning and Environmental Review and the Office of Economic Development shifted from the Department of Community Development to separate budget units and report directly to the County Executive.
- The 240.8 positions transferred or deleted as identified below:
 - 129.0 FTE transferred to Development and Code BU 2151000.
 - 51.0 FTE transferred to Code Enforcement BU 5725729.
 - 58.8 FTE transferred to Planning and Environmental Review BU 5725728.
 - 1.0 FTE transferred to Economic Development BU 3870000.
 - 1.0 FTE deleted - Director of Community Development.

FOR INFORMATION ONLY

SCHEDULE:

State Controller Schedule County Budget Act January 2010	County of Sacramento Detail of Financing Sources and Financing Uses Governmental Funds Fiscal Year 2017-18	Schedule 9
---	--	-------------------

Budget Unit **5720000 - Community Development**
 Function **PUBLIC PROTECTION**
 Activity **Other Protection**
 Fund **001A - GENERAL**

Detail by Revenue Category and Expenditure Object	2015-16 Actual	2016-17 Actual	2016-17 Adopted	2017-18 Requested	2017-18 Recommended
1	2	3	4	5	6
Licenses, Permits & Franchises	\$ 1,749,946	\$ 15,336	\$ 1,700,500	\$ -	-
Fines, Forfeitures & Penalties	183,377	45,654	155,000	-	-
Revenue from Use Of Money & Property	(8,684)	(13,096)	-	-	-
Intergovernmental Revenues	499,017	-	350,000	-	-
Charges for Services	27,424,910	20,604,005	31,129,769	-	-
Miscellaneous Revenues	(898,132)	155,679	2,572,278	-	-
Total Revenue	\$ 28,950,434	\$ 20,807,578	\$ 35,907,547	\$ -	-
Salaries & Benefits	\$ 24,345,587	\$ 15,285,134	\$ 27,730,200	\$ -	-
Services & Supplies	11,421,484	5,377,220	12,392,422	-	-
Other Charges	356,467	241,774	319,061	-	-
Equipment	195,250	52,236	54,850	-	-
Interfund Charges	378,055	-	400,000	-	-
Interfund Reimb	(254,533)	(126,476)	(253,919)	-	-
Intrafund Charges	5,795,779	3,275,537	6,215,801	-	-
Intrafund Reimb	(3,797,742)	(3,060,381)	(3,874,954)	-	-
Cost of Goods Sold	(56,055)	-	-	-	-
Total Expenditures/Appropriations	\$ 38,384,292	\$ 21,045,044	\$ 42,983,461	\$ -	-
Net Cost	\$ 9,433,858	\$ 237,466	\$ 7,075,914	\$ -	-
Positions	225.4	237.8	238.6	0.0	0.0

Summary					
Classification	2015-16 Actual	2016-17 Actual	2016-17 Adopted	2017-18 Requested	2017-18 Recommend
1	2	3	4	5	6
Total Requirements	653,110	658,033	680,311	652,671	650,418
Total Financing	728,414	684,359	680,311	652,671	650,418
Net Cost	(75,304)	(26,326)	-	-	-

PROGRAM DESCRIPTION:

The Sunrise Park Maintenance and Recreation Improvement Assessment District (Antelope Area) was approved by the voters in July 2002 to provide funding for installation, maintenance, and servicing of public facilities, as well as debt service, issuance costs, and other expenses associated with the issuance and administration of bonds, lease obligations, or other financing for the public facilities and improvements within the Antelope Area Assessment District.

MISSION:

Our mission is to provide funding for installation, maintenance, and servicing of public facilities, as well as debt service, insurance costs, and other expenses associated with the issuance and administration of bonds, lease obligations, or other financing for the public facilities and improvements within the Antelope Area Assessment District.

2017-18 APPROVED RECOMMENDED BUDGET

RECOMMENDED BUDGET FUND BALANCE CHANGES FOR 2017-18:

The estimated decrease in available fund balance of \$27,640 is due to expenditures estimated to be closer to budgeted amounts.

RECOMMENDED BUDGET RESERVE BALANCES FOR 2017-18:

Reserve - \$1,415,260

Reserve remains unchanged since Fiscal Year 2016-17 Adopted Budget.

FISCAL YEAR 2017-18 BUDGET RECOMMENDED FOR ADOPTION

ADJUSTMENTS TO APPROVED RECOMMENDED 2017-18 BUDGET			
Budget Unit: 9338001 - Antelope Assessment			
Detail by Revenue Category and Expenditure Object	Approved Recommended Budget 2017-18	Recommended For Adopted Budget 2017-18	Variance
Fund Balance	\$ 47,663	\$ 26,326	\$ (21,337)
Revenue from Use Of Money & Property	3,000	8,500	5,500
Charges for Services	602,008	615,592	13,584
Total Revenue	\$ 652,671	\$ 650,418	(2,253)
Services & Supplies	\$ 196,361	\$ 194,108	(2,253)
Other Charges	446,310	446,310	-
Capital Assets			
Improvements	10,000	10,000	-
Total Capital Assets	\$ 10,000	\$ 10,000	-
Total Financing Uses	\$ 652,671	\$ 650,418	(2,253)
Total Expenditures/Appropriations	\$ 652,671	\$ 650,418	-
Net Cost	\$ -	\$ -	-

DESCRIPTION OF CHANGES FROM APPROVED RECOMMENDED BUDGET:

- Appropriations have decreased \$2,253 due to reduced electricity costs being allocated to the Assessment District from the Sunrise Recreation and Park District’s General Fund.
- Revenues have increased \$19,084 due to additional assessment revenue as a result of a recent Consumer Price Index adjustment to account for inflation and actual higher interest revenue.
- Fund Balance has decreased \$21,337 due to expenses in the prior year.

ADOPTED BUDGET RESERVE BALANCES FOR 2017-18:

General — \$1,415,260

Reserve has not changed from the 2016-17 Adopted Budget.

SCHEDULE:

State Controller Schedule County Budget Act January 2010		County of Sacramento Special Districts and Other Agencies Financing Sources and Uses by Budget Unit by Object Fiscal Year 2017-18				Schedule 15
		9338001 - Antelope Assessment 338B - ANTELOPE ASSESSMENT				
Detail by Revenue Category and Expenditure Object	2015-16 Actual	2016-17 Actual	2016-17 Adopted	2017-18 Requested	2017-18 Recommended	
1	2	3	4	5	6	
Fund Balance	\$ 78,449	\$ 75,303	\$ 75,303	\$ 47,663	\$ 26,326	
Reserve Release	67,824	-	-	-	-	
Revenue from Use Of Money & Property	343	11,914	3,000	3,000	8,500	
Charges for Services	581,798	597,142	602,008	602,008	615,592	
Total Revenue	\$ 728,414	\$ 684,359	\$ 680,311	\$ 652,671	\$ 650,418	
Services & Supplies	\$ 126,400	\$ 200,158	\$ 200,158	\$ 196,361	\$ 194,108	
Other Charges	445,776	448,688	448,700	446,310	446,310	
Capital Assets						
Improvements	70,591	9,187	11,150	10,000	10,000	
Equipment	10,343	-	-	-	-	
Total Capital Assets	80,934	9,187	11,150	10,000	10,000	
Appropriation for Contingencies	\$ -	\$ -	\$ 20,303	\$ -	\$ -	
Total Financing Uses	\$ 653,110	\$ 658,033	\$ 680,311	\$ 652,671	\$ 650,418	
Total Expenditures/Appropriations	\$ 653,110	\$ 658,033	\$ 680,311	\$ 652,671	\$ 650,418	
Net Cost	\$ (75,304)	\$ (26,326)	\$ -	\$ -	\$ -	

2017-18 PROGRAM INFORMATION

BU: 9338001 Antelope Assessment District

Appropriations	Reimbursements	Federal Revenues	State Revenues	Realignment	Pro 172	Fees	Other Revenues	Fund Balance	Net Cost	Positions	Vehicles
----------------	----------------	------------------	----------------	-------------	---------	------	----------------	--------------	----------	-----------	----------

FUNDED

Program No. and Title: 001 Antelope Assessment District

650,418	0	0	0	0	0	0	624,092	26,326	0	0.0	0
---------	---	---	---	---	---	---	---------	--------	---	-----	---

Program Type: Discretionary

Countywide Priority: 4 -- Sustainable and Livable Communities

Strategic Objective: C1 -- Develop and sustain livable and attractive neighborhoods and communities

Program Description: Funding source for public facilities and improvement in the Antelope area.

FUNDED	650,418	0	0	0	0	0	624,092	26,326	0	0.0	0
---------------	---------	---	---	---	---	---	---------	--------	---	-----	---

Summary

Classification	2015-16 Actual	2016-17 Actual	2016-17 Adopted	2017-18 Requested	2017-18 Recommend
1	2	3	4	5	6
Total Requirements	81,821	-	-	-	-
Total Financing	82,145	-	-	-	-
Net Cost	(324)	-	-	-	-

PROGRAM DESCRIPTION:

- The Sunrise Recreation and Park District (SRPD) completed the Arcade Creek Park Preserve project in Fiscal Year 2014-15. The State grant that funded the project was closed in May 2015. Remaining Funds are allocated to complete a park improvement project and to cover expected maintenance within the park.
- Most of the funds were fully expended by the end of Fiscal Year 2015-16. Remaining net assets will be reconciled and transferred to the Sunrise Recreation and Park District (Budget Unit 9338000).

FOR INFORMATION ONLY

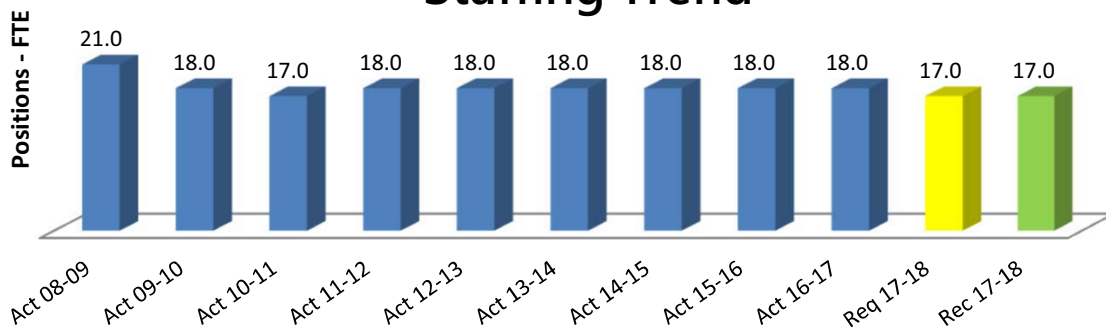
SCHEDULE:

State Controller Schedule County Budget Act January 2010		County of Sacramento Special Districts and Other Agencies Financing Sources and Uses by Budget Unit by Object Fiscal Year 2017-18				Schedule 15
		9338004 - Arcade Creek Park 338D - ARCADE CREEK PARK				
Detail by Revenue Category and Expenditure Object	2015-16 Actual	2016-17 Actual	2016-17 Adopted	2017-18 Requested	2017-18 Recommended	
1	2	3	4	5	6	
Fund Balance	\$ 81,821	\$ -	\$ -	\$ -	\$ -	
Revenue from Use Of Money & Property	324	-	-	-	-	
Total Revenue	\$ 82,145	\$ -	\$ -	\$ -	\$ -	
Salaries & Benefits	\$ 23,721	\$ -	\$ -	\$ -	\$ -	
Capital Assets						
Improvements	58,100	-	-	-	-	
Total Capital Assets	\$ 58,100	\$ -	\$ -	\$ -	\$ -	
Total Financing Uses	\$ 81,821	\$ -	\$ -	\$ -	\$ -	
Total Expenditures/Appropriations	\$ 81,821	\$ -	\$ -	\$ -	\$ -	
Net Cost	\$ (324)	\$ -	\$ -	\$ -	\$ -	

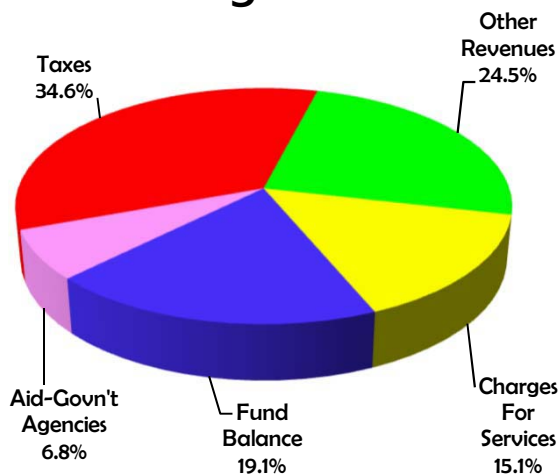
DEPARTMENTAL STRUCTURE



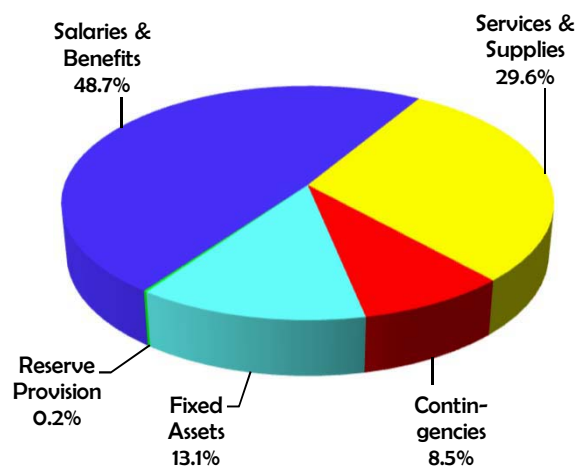
Staffing Trend



Financing Sources



Financing Uses



Summary

Classification	2015-16 Actual	2016-17 Actual	2016-17 Adopted	2017-18 Requested	2017-18 Recommend
1	2	3	4	5	6
Total Requirements	4,074,958	4,509,630	5,467,273	5,102,846	5,477,870
Total Financing	5,087,681	5,553,199	5,467,273	5,102,846	5,477,870
Net Cost	(1,012,723)	(1,043,569)	-	-	-
Positions	18.0	18.0	18.0	17.0	17.0

PROGRAM DESCRIPTION:

The Carmichael Recreation and Park District is a dependent special district governed by a five-member Advisory Board of Directors appointed by the Sacramento County Board of Supervisors; the Board of Supervisors serve as the ex-officio directors of the District. The Carmichael Recreation and Park District is responsible for:

- Providing park and recreation services for the 52,000 residents of the unincorporated area within portions of Carmichael and Fair Oaks, a 9.25 square mile area.
- Maintaining 177 acres of parkland; 126 acres are developed, with 51 acres remaining undeveloped (13 park site facilities).
- Coordinating recreational activities at more than 14 school sites as well as the District’s recreational centers at three park sites.
- Acting as co-sponsors for many community groups and organizations, working to facilitate and provide for numerous projects and programs.
- Operating tennis courts, ball fields, soccer fields, basketball courts, playgrounds, picnic areas, outdoor amphitheater (stage and band shell), volleyball courts, disc/golf courses, botanical garden and nature areas.
- Since 1984, improving, operating and maintaining the La Sierra Community Center, consisting of 36.8 acres of land and 145,700 square feet of building. Until September 26, 2000, the site was leased by the County to the Carmichael Recreation and Park District. Subsequently, the County has transferred ownership to the District. Amenities include basketball/volleyball gymnasiums, a community hall, theatre, fine arts center, office, meeting rooms, tenant space, hard surface courts, sports complex, and maintenance shop.
- Hosting and sponsoring many special events, such as the Summer Concert Series and Movie Nights, Carmichael 4th of July Gala Fireworks Show, Carmichael Founders Day, Wall of Honor, Community Tree Lighting, Silent Sleigh for deaf and hard of hearing, Easter Egg Hunt, Creek Week Celebration, and Adopt-a-Park program in various District parks.

MISSION:

Our mission is to satisfy the recreational needs of the community by providing a wide range of facilities and opportunities to enrich the quality of life.

GOALS:

- Encourage community involvement and responsibility through collaborative efforts and partnerships.

GOALS (CONT.):

- Promote the usage of district facilities, programs and opportunities by all members of the community.
- Modernize, renovate and maintain the existing developed facilities and recreational areas.
- Improve and expand community services and programs to meet dynamic community needs.
- Secure sufficient resources to achieve the district's five-year goals.
- Continue to promote open space.

SIGNIFICANT DEVELOPMENTS DURING 2016-17:

- Paid off all remaining long-term debt, which included annual loan payments totaling over \$310,000. Future savings can be used to improve service levels and purchase equipment.
- Carmichael Park – Improvement made to the Vet's Hall Playground, which involved the replacement of the playground surface.
- La Sierra Community Center – Improvements accomplished: Gyms Floors – replaced 50+ year old hardwood floors in both Gyms; Sewer Line - replacement was completed, Roof replacement/improvements to Suite 150, 170, and the Villareal Gym; John Smith Community Hall renovation improvements.
- Received a grant through SMUD to offset the costs to replace lighting, throughout the La Sierra Community Center, with LED technology.
- Vehicles – Purchased three new vans (2- 15 passenger; 1 – 12 passenger) for the Recreation Division, two of which were replacements of existing vans that were 11 and 13 years old and the third was the addition of a van to meet increasing program demand. Purchased a one-ton Utility Pick-Up Truck for the Maintenance Division which replaced a 23-year-old truck and added a new heavy-duty turf vehicle to enhance park maintenance service levels.

2017-18 APPROVED RECOMMENDED BUDGET

SIGNIFICANT CHANGES FOR 2017-18:

As a result of the Consolidation Feasibility Study conducted during 2015-16, the District has addressed the recommendations made in Option #2, which called for select operational changes to improve efficiency and cost effectiveness of operations. Planned Implementation includes:

- Use contracted services versus full time park maintenance workers to maintain neighborhood parks and provide custodial services at facilities.
- Add additional funding for contract maintenance through budget savings realized with the payoff of loans and through savings from reduction in force of full time employees through attrition.
- Expand and revise the work program of the Recreation Manager.
- Increase marketing to improve overall cost recovery of the Recreation Division.
- Eliminate the Administrative Secretary-Clerk of the Advisory Board classification that is currently vacant and apply savings to fund improved service levels in Park Maintenance.
- Move District utility costs to the Parks and Facilities Division to reflect the true cost of maintaining and operating parks and facilities.

STAFFING LEVEL CHANGES FOR 2017-18:

- The following positions were approved for addition as part of the Fiscal Year 2017-18 Recommended June Budget:

Facilities Technician	1.0
Facilities Coordinator	<u>1.0</u>
Total	2.0

- The following positions were approved for deletion as part of the Fiscal Year 2017-18 Recommended June Budget:

Park Maintenance Worker II	-2.0
Secretary/Receptionist.....	<u>-1.0</u>
Total	-3.0

RECOMMENDED BUDGET FUND BALANCE CHANGES FOR 2017-18:

The estimated decrease in available fund balance of \$173,649 from the prior year is due to a one-time revenue increase in 2015-16 from the sale of interest in the cell tower lease.

RECOMMENDED BUDGET RESERVE BALANCES FOR 2017-18:

General Reserve - \$10,000

This estimated reserve is being established to fund future equipment needs.

FISCAL YEAR 2017-18 BUDGET RECOMMENDED FOR ADOPTION

ADJUSTMENTS TO APPROVED RECOMMENDED 2017-18 BUDGET				
Budget Unit: 9337000 - Carmichael Recreation And Park District				
Detail by Revenue Category and Expenditure Object	Approved Recommended Budget 2017-18	Recommended For Adopted Budget 2017-18	Variance	
Fund Balance	\$ 839,075	\$ 1,043,572	\$ 204,497	
Taxes	1,895,373	1,895,900	527	
Revenue from Use Of Money & Property	1,284,216	1,284,216	-	
Intergovernmental Revenues	276,182	371,182	95,000	
Charges for Services	750,500	825,500	75,000	
Miscellaneous Revenues	57,500	57,500	-	
Total Revenue	\$ 5,102,846	\$ 5,477,870	\$ 375,024	
Reserve Provision	\$ 10,000	\$ 10,000	-	
Salaries & Benefits	2,615,268	2,665,628	50,360	
Services & Supplies	1,577,770	1,619,316	41,546	
Capital Assets				
Improvements	390,683	637,683	247,000	
Equipment	78,000	78,000	-	
Total Capital Assets	468,683	715,683	247,000	
Appropriation for Contingencies	\$ 431,125	\$ 467,243	\$ 36,118	
Total Financing Uses	\$ 5,102,846	\$ 5,477,870	\$ 375,024	
Total Expenditures/Appropriations	\$ 5,102,846	\$ 5,477,870	-	
Net Cost	\$ -	\$ -	-	
Positions	17.0	17.0	0.0	

DESCRIPTION OF CHANGES FROM APPROVED RECOMMENDED BUDGET:

- Appropriations have increased \$375,024 due to the following:
 - \$50,360 increase in salaries and benefits due to reclassification of independent contractors to seasonal part time employees and adjustments in benefit costs.
 - \$41,546 in adjustments based on prior year actuals, increases in recreation services, supplies, and maintenance costs, and reductions in security services.
 - \$247,000 in capital projects including kitchen and clubhouse renovation, vehicle storage, office improvements, Carmichael Park playground surface replacement, and additional Sutter-Jensen Community Park improvement costs.
 - \$36,118 increase in contingency appropriation for current operational needs.

DESCRIPTION OF CHANGES FROM APPROVED RECOMMENDED BUDGET (cont.):

- Revenues have increased \$170,527 due to a slight increase in property taxes, additional estimated recreation revenue and \$95,000 in-lieu park fees.
- Fund Balance has increased \$204,497 due to a combination of additional revenue and savings in expenditures.

ADOPTED BUDGET RESERVE BALANCES FOR 2017-18:

General — \$10,000

This reserve was established for the purchase of equipment. Reserve reflects an increase of \$10,000 from the 2016-17 Adopted Budget.

SCHEDULE:

State Controller Schedule County Budget Act January 2010		County of Sacramento Special Districts and Other Agencies Financing Sources and Uses by Budget Unit by Object Fiscal Year 2017-18				Schedule 15
9337000 - Carmichael Recreation And Park District 337A - CARMICHAEL PARK DISTRICT						
Detail by Revenue Category and Expenditure Object	2015-16 Actual	2016-17 Actual	2016-17 Adopted	2017-18 Requested	2017-18 Recommended	
1	2	3	4	5	6	
Fund Balance	\$ 561,978	\$ 1,012,724	\$ 1,012,724	\$ 839,075	\$ 1,043,572	
Taxes	1,767,153	1,843,975	1,834,583	1,895,373	1,895,900	
Revenue from Use Of Money & Property	1,708,926	1,251,902	1,231,938	1,284,216	1,284,216	
Intergovernmental Revenues	212,871	575,014	576,082	276,182	371,182	
Charges for Services	752,377	842,469	742,796	750,500	825,500	
Miscellaneous Revenues	84,376	27,115	69,150	57,500	57,500	
Total Revenue	\$ 5,087,681	\$ 5,553,199	\$ 5,467,273	\$ 5,102,846	\$ 5,477,870	
Reserve Provision	\$ -	\$ -	\$ -	\$ 10,000	\$ 10,000	
Salaries & Benefits	2,320,015	2,349,162	2,676,305	2,615,268	2,665,628	
Services & Supplies	1,001,326	1,107,877	1,205,332	1,577,770	1,619,316	
Other Charges	312,057	310,239	310,240	-	-	
Capital Assets						
Improvements	323,944	558,301	659,771	390,683	637,683	
Equipment	117,616	184,051	184,500	78,000	78,000	
Total Capital Assets	441,560	742,352	844,271	468,683	715,683	
Appropriation for Contingencies	\$ -	\$ -	\$ 431,125	\$ 431,125	\$ 467,243	
Total Financing Uses	\$ 4,074,958	\$ 4,509,630	\$ 5,467,273	\$ 5,102,846	\$ 5,477,870	
Total Expenditures/Appropriations	\$ 4,074,958	\$ 4,509,630	\$ 5,467,273	\$ 5,102,846	\$ 5,477,870	
Net Cost	\$ (1,012,723)	\$ (1,043,569)	\$ -	\$ -	-	
Positions	18.0	18.0	18.0	17.0	17.0	

2017-18 PROGRAM INFORMATION

BU: 9337000 Carmichael Recreation And Park District

Appropriations	Reimbursements	Federal Revenues	State Revenues	Realignment	Pro 172	Fees	Other Revenues	Fund Balance	Net Cost	Positions	Vehicles
----------------	----------------	------------------	----------------	-------------	---------	------	----------------	--------------	----------	-----------	----------

FUNDED

Program No. and Title: 001 Carmichael Recreation and Park District

5,477,870	0	0	0	0	0	0	4,434,298	1,043,572	0	17.0	0
-----------	---	---	---	---	---	---	-----------	-----------	---	------	---

Program Type: Discretionary

Countywide Priority: 4 -- Sustainable and Livable Communities

Strategic Objective: C1 -- Develop and sustain livable and attractive neighborhoods and communities

Program Description: Provide park facilities and recreation services in Sacramento County

FUNDED	5,477,870	0	0	0	0	0	4,434,298	1,043,572	0	17.0	0
---------------	-----------	---	---	---	---	---	-----------	-----------	---	------	---

Summary

Classification	2015-16 Actual	2016-17 Actual	2016-17 Adopted	2017-18 Requested	2017-18 Recommend
1	2	3	4	5	6
Total Requirements	-	554,019	1,320,977	770,519	779,291
Total Financing	1,320,977	1,328,811	1,320,977	770,519	779,291
Net Cost	(1,320,977)	(774,792)	-	-	-

PROGRAM DESCRIPTION:

The Carmichael Recreation and Park District Parks Maintenance and Recreation Improvement District (Carmichael RPD Assessment District) was approved by the voters in April 2014 to provide funding for installation, renovation, maintenance and servicing of public recreational facilities and improvements within the Carmichael Recreation and Park District and incidental associated expenses as detailed in the Engineer's Report. The District's assessment was invalidated by Sacramento County Superior Court and funds are being refunded to eligible applicants.

2017-18 APPROVED RECOMMENDED BUDGET

RECOMMENDED BUDGET FUND BALANCE CHANGES FOR 2017-18:

The estimated decrease in available fund balance of \$551,458 from the prior year is due to refunds of assessment revenue to eligible applicants after invalidation of the District's assessment as well as associated costs.

FISCAL YEAR 2017-18 BUDGET RECOMMENDED FOR ADOPTION

ADJUSTMENTS TO APPROVED RECOMMENDED 2017-18 BUDGET

Budget Unit: 9337100 - Carmichael RPD Assessment District

Detail by Revenue Category and Expenditure Object	Approved Recommended Budget 2017-18	Recommended For Adopted Budget 2017-18	Variance
Fund Balance	\$ 769,519	\$ 774,791	\$ 5,272
Revenue from Use Of Money & Property	1,000	4,500	3,500
Total Revenue	\$ 770,519	\$ 779,291	\$ 8,772
Other Charges	\$ 707,202	\$ 715,974	\$ 8,772
Capital Assets			
Improvements	63,317	63,317	-
Total Capital Assets	\$ 63,317	\$ 63,317	-
Total Financing Uses	\$ 770,519	\$ 779,291	\$ 8,772
Total Expenditures/Appropriations	\$ 770,519	\$ 779,291	-
Net Cost	\$ -	\$ -	-

DESCRIPTION OF CHANGES FROM APPROVED RECOMMENDED BUDGET:

- Appropriations have increased \$8,772 due to reimbursement payments to property owners as a result of litigation.
- Revenues have increased \$3,500 due to higher actual interest income.
- Fund Balance has increased \$5,272 due to lower than anticipated refunds of assessment revenue to eligible applicants after invalidation of the District's assessment.

SCHEDULE:

State Controller Schedule		County of Sacramento				Schedule 15
County Budget Act January 2010		Special Districts and Other Agencies Financing Sources and Uses by Budget Unit by Object Fiscal Year 2017-18				
9337100 - Carmichael RPD Assessment District 337B - CARMICHAEL RPD ASSESSMENT DISTRICT						
Detail by Revenue Category and Expenditure Object	2015-16 Actual	2016-17 Actual	2016-17 Adopted	2017-18 Requested	2017-18 Recommended	
1	2	3	4	5	6	
Fund Balance	\$ 654,251	\$ 1,320,977	\$ 1,320,977	\$ 769,519	\$ 774,791	
Revenue from Use Of Money & Property	4,577	8,834	-	1,000	4,500	
Charges for Services	662,149	(1,000)	-	-	-	
Total Revenue	\$ 1,320,977	\$ 1,328,811	\$ 1,320,977	\$ 770,519	\$ 779,291	
Services & Supplies	\$ -	\$ 354,019	\$ 448,216	\$ -	-	
Other Charges	-	200,000	872,761	707,202	715,974	
Capital Assets						
Improvements	-	-	-	63,317	63,317	
Total Capital Assets	\$ -	\$ -	\$ -	\$ 63,317	\$ 63,317	
Total Financing Uses	\$ -	\$ 554,019	\$ 1,320,977	\$ 770,519	\$ 779,291	
Total Expenditures/Appropriations	\$ -	\$ 554,019	\$ 1,320,977	\$ 770,519	\$ 779,291	
Net Cost	\$ (1,320,977)	\$ (774,792)	\$ -	\$ -	\$ -	

2017-18 PROGRAM INFORMATION

BU: 9337100 Carmichael RPD Assessment District

	Appropriations	Reimbursements	Federal Revenues	State Revenues	Realignment	Pro 172	Fees	Other Revenues	Fund Balance	Net Cost	Positions	Vehicles
FUNDED												
<i>Program No. and Title:</i> 001 Carmichael RPD Assessment District												
	779,291	0	0	0	0	0	0	4,500	774,791	0	0.0	0
<i>Program Type:</i>	Discretionary											
<i>Countywide Priority:</i>	4 -- Sustainable and Livable Communities											
<i>Strategic Objective:</i>	C1 -- Develop and sustain livable and attractive neighborhoods and communities											
<i>Program Description:</i>	Provide funding for installation, renovation, maintenance and servicing of public recreation facilities and improvements in the Carmichael Recreation and Park District											

FUNDED	779,291	0	0	0	0	0	0	4,500	774,791	0	0.0	0
---------------	---------	---	---	---	---	---	---	-------	---------	---	-----	---

Summary

Classification	2015-16 Actual	2016-17 Actual	2016-17 Adopted	2017-18 Requested	2017-18 Recommend
1	2	3	4	5	6
Total Requirements	-	20,079	618,268	618,268	598,190
Total Financing	618,268	618,268	618,268	618,268	598,190
Net Cost	(618,268)	(598,189)	-	-	-

PROGRAM DESCRIPTION:

Sunrise Recreation and Park District (SRPD) is responsible for coordination of improvements to Foothill Community Park. This fund was established in order to identify funds set aside specifically for improvements to Foothill Community Park.

MISSION:

Our mission is to utilize funds within the Foothill Community Park Fund to complete improvements within the park.

2017-18 APPROVED RECOMMENDED BUDGET

SIGNIFICANT CHANGES FOR 2017-18:

Master Plan for Park to be completed.

RECOMMENDED BUDGET FUND BALANCE CHANGES FOR 2017-18:

The estimated available fund balance is \$618,268. There is no change from the prior year.

FISCAL YEAR 2017-18 BUDGET RECOMMENDED FOR ADOPTION

ADJUSTMENTS TO APPROVED RECOMMENDED 2017-18 BUDGET			
Budget Unit: 9338006 - Foothill Park			
Detail by Revenue Category and Expenditure Object	Approved Recommended Budget 2017-18	Recommended For Adopted Budget 2017-18	Variance
Fund Balance	\$ 618,268	\$ 598,190	\$(20,078)
Total Revenue	\$ 618,268	\$ 598,190	\$(20,078)
Capital Assets	\$	\$	\$
Improvements	50,000	50,000	-
Total Capital Assets	50,000	50,000	-
Appropriation for Contingencies	\$ 568,268	\$ 548,190	\$(20,078)
Total Financing Uses	\$ 618,268	\$ 598,190	\$(20,078)
Total Expenditures/Appropriations	\$ 618,268	\$ 598,190	-
Net Cost	\$ -	\$ -	-

DESCRIPTION OF CHANGES FROM APPROVED RECOMMENDED BUDGET:

- Appropriations have decreased \$20,078 due to Foothill Community Park Master Plan expenses paid in the prior year.
- Fund Balance has decreased \$20,078 due to Foothill Community Park Master Plan expenses paid in the prior year.

SCHEDULE:

State Controller Schedule County Budget Act January 2010		County of Sacramento Special Districts and Other Agencies Financing Sources and Uses by Budget Unit by Object Fiscal Year 2017-18				Schedule 15 9338006 - Foothill Park 338F - FOOTHILL PARK	
Detail by Revenue Category and Expenditure Object	2015-16 Actual	2016-17 Actual	2016-17 Adopted	2017-18 Requested	2017-18 Recommended		
1	2	3	4	5	6		
Fund Balance	\$ -	\$ 618,268	\$ 618,268	\$ 618,268	\$ 598,190		
Revenue from Use Of Money & Property	618,268	-	-	-	-		
Total Revenue	\$ 618,268	\$ 618,268	\$ 618,268	\$ 618,268	\$ 598,190		
Capital Assets	\$	\$	\$	\$	\$		
Improvements	-	20,079	50,000	50,000	50,000		
Total Capital Assets	-	20,079	50,000	50,000	50,000		
Appropriation for Contingencies	\$ -	\$ -	\$ 568,268	\$ 568,268	\$ 548,190		
Total Financing Uses	\$ -	\$ 20,079	\$ 618,268	\$ 618,268	\$ 598,190		
Total Expenditures/Appropriations	\$ -	\$ 20,079	\$ 618,268	\$ 618,268	\$ 598,190		
Net Cost	\$ (618,268)	\$ (598,189)	\$ -	\$ -	\$ -		

2017-18 PROGRAM INFORMATION

BU: 9338006 Foothill Park District

	Appropriations	Reimbursements	Federal Revenues	State Revenues	Realignment	Pro 172	Fees	Other Revenues	Fund Balance	Net Cost	Positions	Vehicles
FUNDED												
<i>Program No. and Title: 001 Foothill Community Park</i>												
	598,190	0	0	0	0	0	0	0	598,190	0	0.0	0
<i>Program Type:</i>	Discretionary											
<i>Countywide Priority:</i>	4 -- Sustainable and Livable Communities											
<i>Strategic Objective:</i>	C1 -- Develop and sustain livable and attractive neighborhoods and communities											
<i>Program Description:</i>	Funding source for park improvements											
FUNDED	598,190	0	0	0	0	0	0	0	598,190	0	0.0	0

Summary

Classification	2015-16 Actual	2016-17 Actual	2016-17 Adopted	2017-18 Requested	2017-18 Recommend
1	2	3	4	5	6
Total Requirements	1,552,542	1,233,516	3,306,434	3,593,996	3,829,774
Total Financing	2,789,575	3,506,892	3,306,434	3,593,996	3,829,774
Net Cost	(1,237,033)	(2,273,376)	-	-	-

PROGRAM DESCRIPTION:

The Mission Oaks Maintenance and Improvement Assessment District was approved by the voters in July of 1998 to provide funding for maintenance and improvement projects within the Mission Oaks Recreation and Park District. A new ballot measure was approved by voters in 2006, increasing the previously established rate and including an annual Consumer Price index not to exceed three percent in any one year.

SIGNIFICANT DEVELOPMENTS DURING 2016-17:

- Gibbons Park – Beginning the development of a new Master Plan for Gibbons Park.
- Successful Grant approval from State Parks for the development of the Mission North Pathway near Chicken Ranch Slough.
- Swanston Park – Replacement of outdoor restroom facility.
- Eastern Oak ground breaking scheduled for May 6, 2017.

2017-18 APPROVED RECOMMENDED BUDGET

SIGNIFICANT CHANGES FOR 2017-18:

- Gibbons Park Master Plan - Phase I for sustainability.
- Eastern Oak Park Development completion.
- Continued District-wide irrigation upgrades – multi-year sustainability project.
- Continued ADA plan for District-wide projects.

RECOMMENDED BUDGET FUND BALANCE CHANGES FOR 2017-18:

The estimated increase in available fund balance is \$16,115 from the prior year.

RECOMMENDED BUDGET RESERVE BALANCES FOR 2017-18:

Reserve – \$430,771

District policy dictates a balance of ten percent of the operating budget. Reserve remains unchanged since Fiscal Year 2016-17 Budget.

FISCAL YEAR 2017-18 BUDGET RECOMMENDED FOR ADOPTION

ADJUSTMENTS TO APPROVED RECOMMENDED 2017-18 BUDGET				
Budget Unit: 9336001 - Mission Oaks Maint/Improvement Dist				
Detail by Revenue Category and Expenditure Object	Approved Recommended Budget 2017-18	Recommended For Adopted Budget 2017-18		Variance
Fund Balance	\$ 1,253,147	\$ 2,273,376	\$	1,020,229
Reserve Release	-	229,391		229,391
Revenue from Use Of Money & Property	8,000	8,000		-
Intergovernmental Revenues	275,000	275,000		-
Charges for Services	45,113	20,000		(25,113)
Miscellaneous Revenues	2,012,736	1,024,007		(988,729)
Total Revenue	\$ 3,593,996	\$ 3,829,774	\$	235,778
Services & Supplies	\$ 681,500	\$ 754,000	\$	72,500
Capital Assets				
Improvements	2,912,496	3,075,774		163,278
Total Capital Assets	\$ 2,912,496	\$ 3,075,774	\$	163,278
Total Financing Uses	\$ 3,593,996	\$ 3,829,774	\$	235,778
Total Expenditures/Appropriations	\$ 3,593,996	\$ 3,829,774	\$	-
Net Cost	\$ -	\$ -	\$	-

DESCRIPTION OF CHANGES FROM APPROVED RECOMMENDED BUDGET:

- Appropriations have increased \$235,778 due to the following:
 - \$50,000 for upgraded phone and computer cable costs.
 - \$22,500 net increase as a result of various adjustments to charges for County services on capital improvement projects.
 - \$50,000 decrease due to shift in costs to Eastern Oak Park project.
 - \$213,278 increase in capital improvements for Eastern Oak Park, Gibbons Trail, and Sierra Oaks Park projects.

DESCRIPTION OF CHANGES FROM APPROVED RECOMMENDED BUDGET (cont.):

- Revenues have decreased \$1,013,842 due to the following:
 - \$25,113 decrease in estimated revenue for lease of property for a cell tower at Valley Oak Park.
 - \$67,639 increase in estimated assessment revenue.
 - \$1,056,368 decrease in revenue due to higher than anticipated fund balance largely due to use of fund balance for Eastern Oak Park improvements.
- Fund Balance has increased \$1,020,229 largely due Eastern Oak Park improvements not completed.
- Reserve Release has increased \$229,391 due to increase in appropriations.

ADOPTED BUDGET RESERVE BALANCES FOR 2017-18:

General — \$201,380

District policy dictates a balance of 10 percent of the operating budget. Reserve reflects a decrease of \$229,391 from the 2016-17 Adopted Budget due to higher Fiscal Year 2016-17 capital improvement costs.

DEPENDENT PARK DISTRICTS - MISSION OAKS MAINTENANCE AND IMPROVEMENT DISTRICT

9336001

SCHEDULE:

State Controller Schedule County Budget Act January 2010		County of Sacramento Special Districts and Other Agencies Financing Sources and Uses by Budget Unit by Object Fiscal Year 2017-18				Schedule 15
9336001 - Mission Oaks Maint/Improvement Dist 336B - MISSION OAKS MAINT & IMPROVEMENT ASSESMENT DIST						
Detail by Revenue Category and Expenditure Object	2015-16 Actual	2016-17 Actual	2016-17 Adopted	2017-18 Requested	2017-18 Recommended	
1	2	3	4	5	6	
Fund Balance	\$ 1,364,713	\$ 1,237,032	\$ 1,237,032	\$ 1,253,147	\$ 2,273,376	
Reserve Release	7,916	-	-	-	229,391	
Revenue from Use Of Money & Property	(168)	16,740	8,000	8,000	8,000	
Intergovernmental Revenues	28,066	175,642	25,000	275,000	275,000	
Charges for Services	428,374	19,956	45,113	45,113	20,000	
Miscellaneous Revenues	960,674	2,057,522	1,991,289	2,012,736	1,024,007	
Total Revenue	\$ 2,789,575	\$ 3,506,892	\$ 3,306,434	\$ 3,593,996	\$ 3,829,774	
Reserve Provision	\$ -	\$ 20,934	\$ 20,934	\$ -	\$ -	
Services & Supplies	793,098	769,184	945,500	681,500	754,000	
Capital Assets						
Improvements	734,445	408,730	2,300,000	2,912,496	3,075,774	
Equipment	24,999	34,668	40,000	-	-	
Total Capital Assets	\$ 759,444	\$ 443,398	\$ 2,340,000	\$ 2,912,496	\$ 3,075,774	
Total Financing Uses	\$ 1,552,542	\$ 1,233,516	\$ 3,306,434	\$ 3,593,996	\$ 3,829,774	
Total Expenditures/Appropriations	\$ 1,552,542	\$ 1,233,516	\$ 3,306,434	\$ 3,593,996	\$ 3,829,774	
Net Cost	\$ (1,237,033)	\$ (2,273,376)	\$ -	\$ -	\$ -	

2017-18 PROGRAM INFORMATION

BU: 9336001 Mission Oaks Maintenance And Improvement Assessment

Appropriations	Reimbursements	Federal Revenues	State Revenues	Realignment	Pro 172	Fees	Other Revenues	Fund Balance	Net Cost	Positions	Vehicles
----------------	----------------	------------------	----------------	-------------	---------	------	----------------	--------------	----------	-----------	----------

FUNDED

Program No. and Title: 001 Mission Oaks Maintenance Assessment District	3,829,774	0	0	0	0	0	0	1,327,007	2,502,767	0	0.0	0
--	-----------	---	---	---	---	---	---	-----------	-----------	---	-----	---

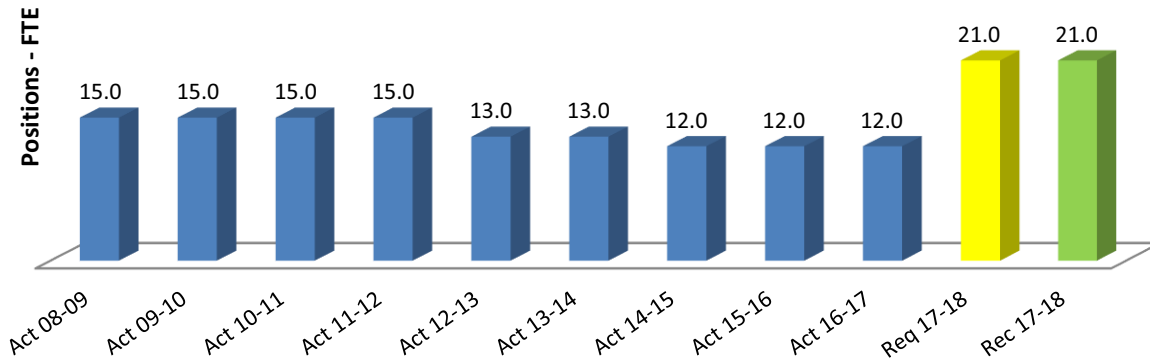
Program Type: Discretionary
Countywide Priority: 4 -- Sustainable and Livable Communities
Strategic Objective: C1 -- Develop and sustain livable and attractive neighborhoods and communities
Program Description: Provide funding for maintenance and improvement projects within the Mission Oaks Park District

FUNDED	3,829,774	0	0	0	0	0	0	1,327,007	2,502,767	0	0.0	0
---------------	-----------	---	---	---	---	---	---	-----------	-----------	---	-----	---

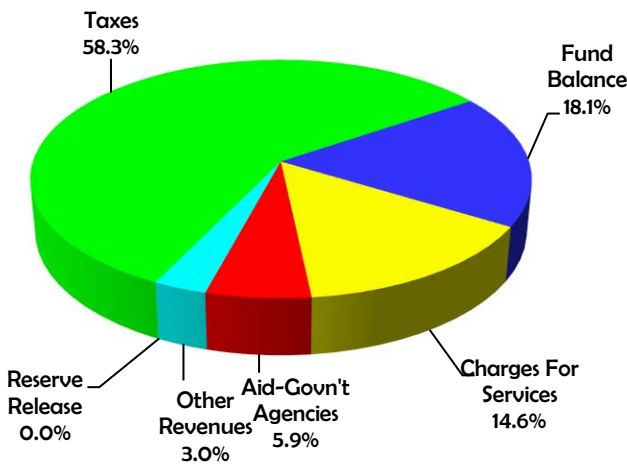
DEPARTMENTAL STRUCTURE



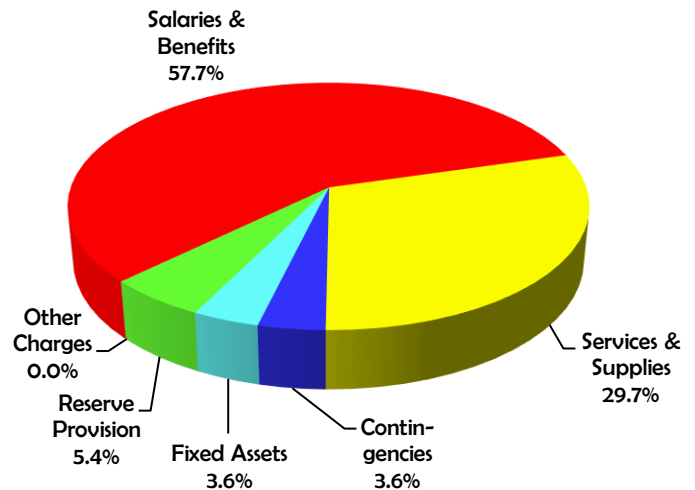
Staffing Trend



Financing Sources



Financing Uses



Summary					
Classification	2015-16 Actual	2016-17 Actual	2016-17 Adopted	2017-18 Requested	2017-18 Recommend
1	2	3	4	5	6
Total Requirements	3,289,899	4,013,093	4,486,932	3,897,377	4,169,456
Total Financing	4,376,142	4,769,546	4,486,932	3,897,377	4,169,456
Net Cost	(1,086,243)	(756,453)	-	-	-
Positions	12.0	12.0	12.0	21.0	21.0

PROGRAM DESCRIPTION:

The Mission Oaks Recreation and Park District is a dependent special district governed by a five-member Advisory Board of Directors appointed by the Sacramento County Board of Supervisors; the Board of Supervisors serves as the ex-officio directors of the District. It covers a 9.1 square mile area in the Arden-Arcade and Carmichael communities of Sacramento County, an area of approximately 62,500 residents. The Mission Oaks Recreation and Park District:

- Provides recreation programs and services to residents, including preschoolers, youth, adults, and senior adults.
- Maintains 11 District-owned parks (88.75 acres).
- Maintains four school parks (13.7 acres).
- Maintains Hazelwood Greens, a county owned drainage retention basin (1.8 acres).

MISSION:

Mission Oaks Recreation and Park District provides unique neighborhood destinations for recreation and personal enrichment.

VISION:

Mission Oaks Recreation and Park District creates healthy, attractive, exciting and sustainable parks, and recreational services that transform the communities we serve.

GOALS:

- Communicate the value of programs and services.
- Ensure the delivery of services and facilities for the benefit of current and future generations.
- Create continuity in District staffing infrastructure to maintain the community’s confidence in District leadership and management.
- Ensure financial stability while meeting community expectations and responding to opportunities for growth.

SIGNIFICANT DEVELOPMENTS DURING 2016-17:

- In September 2016 the Advisory Board of Directors recommended the hiring of Daniel Barton as the new District Administrator. He has been asked to lead the District into its next phase of providing quality recreation and park services.

SIGNIFICANT DEVELOPMENTS DURING 2016-17 (CONT.):

- The District added several part-time positions to the Sacramento County Employees Retirement System after it was discovered that the District was not in compliance with the County Benefit Agreement from 1986.
- Eastern Oak Park Redevelopment is in its last phase of the approval process and construction for the new park plaza, playground, walking path and pickle ball court should be completed in October 2017.

2017-18 APPROVED RECOMMENDED BUDGET

SIGNIFICANT CHANGES FOR 2017-18:

- Elimination of filled, part-time positions and addition of 9.0 full time positions due in part to the recommendations of the 2015-16 Consolidation Feasibility Study for the Carmichael and Mission Oaks Recreation and Park Districts. The staffing re-organization will save the District thousands of hours in personnel cost and will help to address the issue of the minimum wage increases over the next few years.
- Gibbons Park Redevelopment Project is set to begin construction on the Walking Trail in early fall. Finalizing the Master Plan for the parks redevelopment is underway.

RECOMMENDED GROWTH FOR 2017-18:

- On-going recommended growth requests include:
 - 9.0 FTE
- Details are included in the Program Information – Growth Request Recommended section of this budget unit.

RECOMMENDED BUDGET FUND BALANCE CHANGES DURING 2017-18:

The estimated decrease in available fund balance of \$579,006 is due to expenditures and revenues estimated to be closer to budgeted amounts.

RECOMMENDED BUDGET RESERVE BALANCE FOR 2017-18:

Reserve – 551,137

District policy dictates a balance of 10 percent of the operating budget. Reserve reflects a decrease of \$73,388.

STAFFING LEVEL CHANGES FOR 2017-18:

The following positions were approved for addition as part of the Fiscal Year 2017-18 Recommended June Budget:

Park Maintenance Worker I.....	2.0
Park Maintenance Worker II.....	1.0
Bookkeeper	1.0
Office Coordinator	2.0
Recreation Specialist.....	2.0
Administrative Analyst.....	<u>1.0</u>
Total	9.0

FISCAL YEAR 2017-18 BUDGET RECOMMENDED FOR ADOPTION

ADJUSTMENTS TO APPROVED RECOMMENDED 2017-18 BUDGET				
Budget Unit: 9336100 - Mission Oaks Recreation And Park District				
Detail by Revenue Category and Expenditure Object	Approved Recommended Budget 2017-18	Recommended For Adopted Budget 2017-18	Variance	
Fund Balance	\$ 507,239	\$ 756,456	\$ 249,217	
Reserve Release	73,388	-	(73,388)	
Taxes	2,342,750	2,431,000	88,250	
Revenue from Use Of Money & Property	61,000	62,500	1,500	
Intergovernmental Revenues	278,000	246,500	(31,500)	
Charges for Services	580,000	610,000	30,000	
Miscellaneous Revenues	55,000	63,000	8,000	
Total Revenue	\$ 3,897,377	\$ 4,169,456	\$ 272,079	
Reserve Provision	-	223,261	223,261	
Salaries & Benefits	2,408,022	2,407,380	(642)	
Services & Supplies	1,187,355	1,236,815	49,460	
Other Charges	2,000	2,000	-	
Capital Assets				
Improvements	150,000	150,000	-	
Total Capital Assets	150,000	150,000	-	
Appropriation for Contingencies	\$ 150,000	\$ 150,000	-	
Total Financing Uses	\$ 3,897,377	\$ 4,169,456	\$ 272,079	
Total Expenditures/Appropriations	\$ 3,897,377	\$ 4,169,456	-	
Net Cost	-	-	-	
Positions	21.0	21.0	0.0	

DESCRIPTION OF CHANGES FROM APPROVED RECOMMENDED BUDGET (cont.):

- Appropriations have increased \$48,818 due to the following:
 - \$642 net decrease in salaries and benefits due to increase in salary costs to reflect COLAs, step increases and minimum wage increases, and decrease in extra help costs.
 - \$49,460 net decrease due to adjustments in supplies, training, utilities, ADA improvements, and project planning costs.
- Reserve Provision has increased by \$223,261 due to higher than anticipated fund balance and increase in revenues.
- Revenues have increased \$96,250 due to the following:
 - \$88,250 increase in property tax revenues.
 - \$30,000 decrease in state grant revenue for after school programs.
 - \$30,000 increase in recreation related revenue.
 - \$8,000 in donations, contributions, and miscellaneous other revenue.
- Fund Balance has increased \$249,217 due to lower expenditures and higher revenue than budget.
- Reserve Release has decreased \$73,388 due higher than anticipated fund balance.

STAFFING LEVEL CHANGES FROM APPROVED RECOMMENDED BUDGET:

- The following positions are included for addition as part of the Fiscal Year 2017-18 Adopted Budget:

Recreation Coordinator	<u>3.0</u>	
	Total	3.0

- The following positions are included for deletion as part of the Fiscal Year 2017-18 Adopted Budget:

Administrative Analyst.....	-1.0	
Recreation Specialist.....	<u>-2.0</u>	
	Total	-3.0

ADOPTED BUDGET RESERVE BALANCES FOR 2017-18:

General — \$847,786

Reserve reflects an increase of \$223,261 from the 2016-17 Adopted Budget due to a higher than anticipated fund balance and increase in revenues.

SCHEDULE:

State Controller Schedule County Budget Act January 2010	County of Sacramento Special Districts and Other Agencies Financing Sources and Uses by Budget Unit by Object Fiscal Year 2017-18				Schedule 15
9336100 - Mission Oaks Recreation And Park District 336A - MISSION OAKS PARK DISTRICT					
Detail by Revenue Category and Expenditure Object	2015-16 Actual	2016-17 Actual	2016-17 Adopted	2017-18 Requested	2017-18 Recommended
1	2	3	4	5	6
Fund Balance	\$ 718,818	\$ 1,086,245	\$ 1,086,245	\$ 507,239	\$ 756,456
Reserve Release	102,145	-	-	73,388	-
Taxes	2,358,518	2,472,846	2,300,437	2,342,750	2,431,000
Revenue from Use Of Money & Property	66,612	86,064	61,000	61,000	62,500
Intergovernmental Revenues	407,092	423,339	404,250	278,000	246,500
Charges for Services	643,589	631,938	580,000	580,000	610,000
Miscellaneous Revenues	79,368	69,114	55,000	55,000	63,000
Total Revenue	\$ 4,376,142	\$ 4,769,546	\$ 4,486,932	\$ 3,897,377	\$ 4,169,456
Reserve Provision	\$ -	\$ 75,150	\$ 75,150	\$ -	\$ 223,261
Salaries & Benefits	2,373,035	3,223,521	3,469,077	2,408,022	2,407,380
Services & Supplies	914,971	712,523	790,705	1,187,355	1,236,815
Other Charges	1,893	1,899	2,000	2,000	2,000
Capital Assets					
Improvements	-	-	-	150,000	150,000
Total Capital Assets	-	-	-	150,000	150,000
Appropriation for Contingencies	\$ -	\$ -	150,000	150,000	150,000
Total Financing Uses	\$ 3,289,899	\$ 4,013,093	\$ 4,486,932	\$ 3,897,377	\$ 4,169,456
Total Expenditures/Appropriations	\$ 3,289,899	\$ 4,013,093	\$ 4,486,932	\$ 3,897,377	\$ 4,169,456
Net Cost	\$ (1,086,243)	\$ (756,453)	\$ -	\$ -	\$ -
Positions	12.0	12.0	12.0	21.0	21.0

2017-18 PROGRAM INFORMATION

BU: 9336100 Mission Oaks Recreation And Park District

Appropriations	Reimbursements	Federal Revenues	State Revenues	Realignment	Pro 172	Fees	Other Revenues	Fund Balance	Net Cost	Positions	Vehicles
FUNDED											

Program No. and Title: **001 Mission Oaks Recreation and Park District**

4,169,456	0	0	0	0	0	0	3,413,000	756,456	0	12.0	0
-----------	---	---	---	---	---	---	-----------	---------	---	------	---

Program Type: Discretionary

Countywide Priority: 4 -- Sustainable and Livable Communities

Strategic Objective: C1 --Develop and sustain livable and attractive neighborhoods and communities

Program Description: Provide park facilities and recreation services in Sacramento County

FUNDED											
4,169,456	0	0	0	0	0	0	3,413,000	756,456	0	12.0	0

GROWTH REQUEST RECOMMENDED (APPROVED IN JUNE)

Program No. and Title: **001 Mission Oaks Recreation and Park District**

0	0	0	0	0	0	0	0	0	0	9.0	0
---	---	---	---	---	---	---	---	---	---	-----	---

Program Type: Discretionary

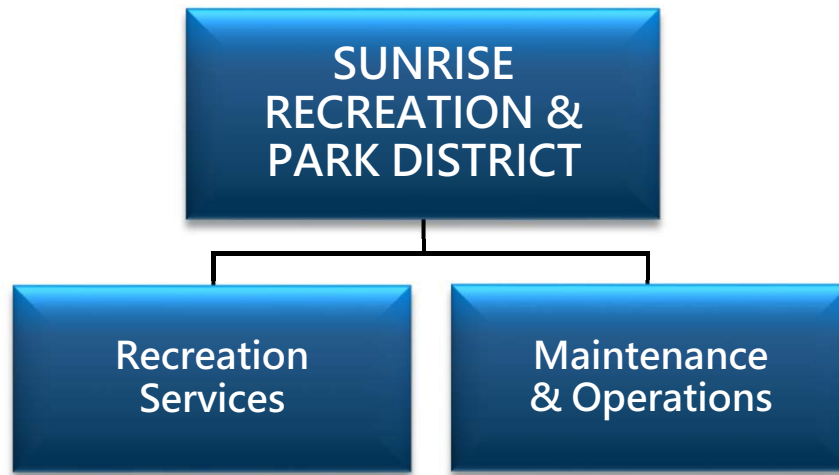
Countywide Priority: 4 -- Sustainable and Livable Communities

Strategic Objective: C1 --Develop and sustain livable and attractive neighborhoods and communities

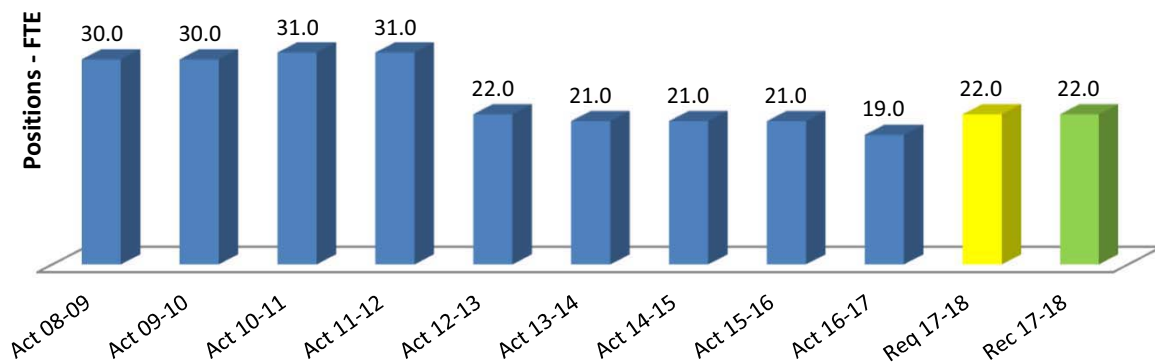
Program Description: Added 9.0 full time positions, funded by reductions in extra help, to right-size the organization and implement findings from the Carmichael and Mission Oaks Consolidation Feasibility Study.

GROWTH REQUEST RECOMMENDED (APPROVED IN JUNE)											
0	0	0	0	0	0	0	0	0	0	9.0	0

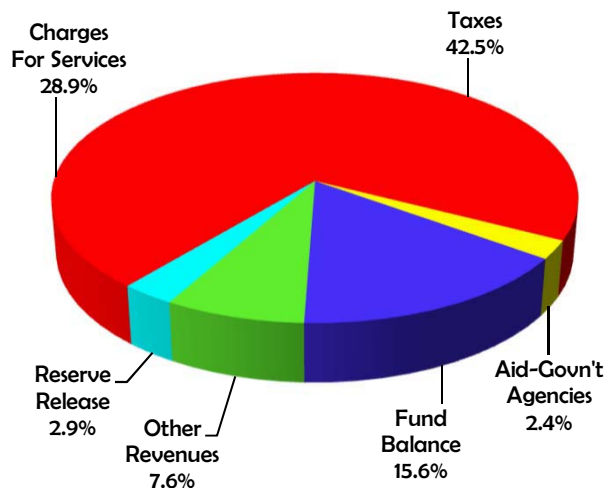
DEPARTMENTAL STRUCTURE



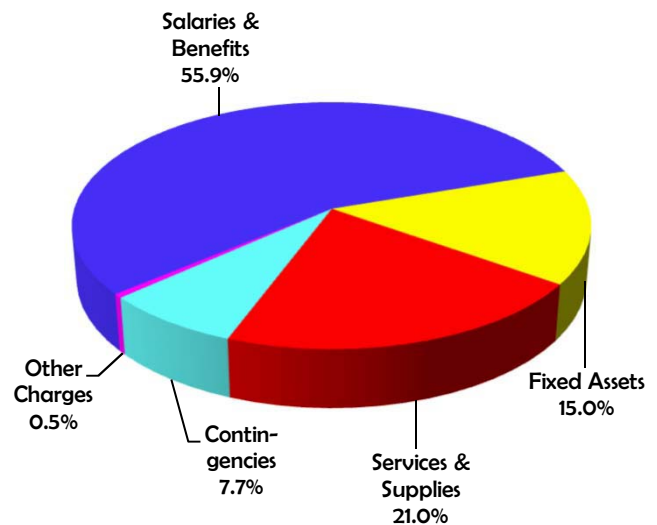
Staffing Trend



Financing Sources



Financing Uses



Summary					
Classification	2015-16 Actual	2016-17 Actual	2016-17 Adopted	2017-18 Requested	2017-18 Recommend
1	2	3	4	5	6
Total Requirements	7,454,760	7,680,074	9,769,843	10,244,922	10,885,435
Total Financing	8,532,898	9,383,610	9,769,843	10,244,922	10,885,435
Net Cost	(1,078,138)	(1,703,536)	-	-	-
Positions	21.0	19.0	19.0	22.0	22.0

PROGRAM DESCRIPTION:

The Sunrise Recreation and Park District is a dependent special district governed by a five-member Advisory Board of Directors appointed by the Sacramento County Board of Supervisors; the Board of Supervisors serves as the ex-officio directors of the District. The District is responsible for:

- Providing park facilities and recreation services for a population of 163,000 in the City of Citrus Heights and unincorporated communities of Antelope and Foothill Farms, within a geographic area of 27 square miles in northern Sacramento County.
- Administering 31 developed parks that include three community centers and two aquatic facilities. The District also owns and maintains ten open space sites and one nine-hole par three golf course totaling 487 acres.

MISSION:

Our mission is to be responsive to the communities’ needs for an enhanced quality of life and to advocate for positive social interaction by offering a variety of affordable recreation and learning opportunities to individuals of all ages and abilities; providing clean, safe, well-designed parks and facilities; strengthening community image and sense of place; supporting economic development; promoting health and wellness; fostering human development; increasing cultural unity; protecting environmental resources; facilitating community problem solving; and collaborating with community partners.

GOALS:

- **Park Acquisition and Development**
 - Acquire sufficient park lands for present and future needs.
 - Work closely with the City of Citrus Heights and the communities of Foothill Farms and Antelope to expand recreational opportunities, promote and enhance service delivery, and identify properties for acquisition.
 - Assist in establishing multiuse trail and parkway systems within the District, consistent with the countywide system.
 - Encourage the dedication of sufficient park lands and the provision of open space corridors associated with new development in an orderly manner harmonious with the District’s Master Plan.
 - Coordinate park site acquisition, development, and recreation programs with school districts, other special districts, county agencies, and related private organizations.

GOALS (CONT.):

- **Programming**
 - Provide recreational opportunities and facilities to meet the physical, social, environmental and cultural programming needs of the District residents.
 - Provide a park system which shall serve the needs of all ages, interest groups, and persons of varied economic levels.
 - Foster community ownership by making District programs and facilities part of residents' lifestyles.
 - Continue to expand recreational programs and opportunities conforming with public desire and the District's capabilities.
- **Planning**
 - Plan for the improvement of existing parks and development of proposed parks, maintaining a balance between active and passive recreational opportunities.
 - Seek public input on park issues in an effort to enhance awareness of the District, its facilities, programs and services.
 - Anticipate needs and recognize trends and innovations in appropriate technology.
 - Utilize financial resources efficiently and equitably.

SIGNIFICANT DEVELOPMENTS DURING 2016-17:

Revenues continue to increase due to anticipated increase in Property Tax.

2017-18 APPROVED RECOMMENDED BUDGET

SIGNIFICANT CHANGES FOR 2017-18:

- Revenues have increased due to the following: a continued increase in anticipated Property Taxes, the addition of Construction State Aid due to a Housing Related Park Program (HRPP) Grant at Eugene H. Ahner Park, Insurance Proceeds due to expected payments, Recreation Service Charges due to expected collections, and Park Impact Fees due to Capital Improvement projects.
- Expenditures have increased to match newly expected revenues in the areas of Regular Employees, Extra Help, Group Insurance, Workers Compensation Insurance, various Services and Supply Accounts, Taxes/Licenses/Assessments, Contingency, and Capital Improvement projects.
- Full-time position counts increased from 19 to 22.

RECOMMENDED BUDGET FUND BALANCE CHANGES FOR 2017-18:

- On-going recommended growth requests include:
 - Appropriations of \$241,356 offset by revenues of \$241,356.
 - 3.0 FTE.
- The estimated increase in available fund balance of \$336,837 is due to an anticipated increase in property tax collections and expenditure savings.

RECOMMENDED BUDGET RESERVE BALANCES FOR 2017-18:

- Reserve - \$482,995
- Reserve remains unchanged since Fiscal Year 2016-17.

STAFFING LEVEL CHANGES FOR 2017-18:

- The following positions were approved for addition as part of the Fiscal Year 2017-18 Recommended June Budget:

• Senior Recreation Coordinators	3.0
• Senior Park Maintenance Supervisor	<u>1.0</u>
Total	4.0

- The following positions were approved for deletion as part of the Fiscal Year 2017-18 Recommended Budget

Senior Account Clerk.....	<u>-1.0</u>
Total	-1.0

FISCAL YEAR 2017-18 BUDGET RECOMMENDED FOR ADOPTION

ADJUSTMENTS TO APPROVED RECOMMENDED 2017-18 BUDGET				
Budget Unit: 9338000 - Sunrise Recreation And Park District				
Detail by Revenue Category and Expenditure Object	Approved Recommended Budget 2017-18	Recommended For Adopted Budget 2017-18	Variance	
Fund Balance	\$ 1,415,295	\$ 1,703,537	\$	288,242
Reserve Release	-	320,000		320,000
Taxes	4,583,587	4,631,123		47,536
Revenue from Use Of Money & Property	495,650	542,690		47,040
Intergovernmental Revenues	312,122	262,122		(50,000)
Charges for Services	3,260,896	3,142,463		(118,433)
Miscellaneous Revenues	172,372	278,500		106,128
Other Financing Sources	5,000	5,000		-
Total Revenue	\$ 10,244,922	\$ 10,885,435	\$	640,513
Salaries & Benefits	\$ 5,997,581	\$ 6,082,229	\$	84,648
Services & Supplies	2,218,815	2,281,212		62,397
Other Charges	36,026	55,282		19,256
Capital Assets				
Land	-	50,000		50,000
Improvements	1,215,359	1,535,883		320,524
Equipment	19,950	48,054		28,104
Total Capital Assets	1,235,309	1,633,937		398,628
Appropriation for Contingencies	\$ 757,191	\$ 832,775	\$	75,584
Total Financing Uses	\$ 10,244,922	\$ 10,885,435	\$	640,513
Total Expenditures/Appropriations	\$ 10,244,922	\$ 10,885,435	\$	-
Net Cost	\$ -	\$ -	\$	-
Positions	22.0	22.0		0.0

DESCRIPTION OF CHANGES FROM APPROVED RECOMMENDED BUDGET:

- Appropriations have increased \$640,513 largely due to \$398,628 in Capital Improvement changes; remaining increases are due to an increase in extra help positions, retirement and insurance costs, data processing supplies, tax and license increases as well as various recreation services and supplies.
- Revenues have increased \$32,271 due to property tax base adjustments, building rental revenues for the Rusch Park pool rental, recreation service charges for Day Care, and insurance proceeds for the Crafts Building project which is offset by a decrease in miscellaneous other revenue and a decrease in construction state aid and developer in lieu funded capital projects.

DESCRIPTION OF CHANGES FROM APPROVED RECOMMENDED BUDGET (cont.):

- Fund Balance has increased \$288,242 due to full time employee retirements, budgeted retirement liability being lower than anticipated, expenditures savings, and property taxes and recreation service charges for Day Care being higher than budgeted.
- Reserve Release has increased \$320,000 due to the Rusch Park Improvement project.

ADOPTED BUDGET RESERVE BALANCES FOR 2017-18:

General — \$162,995

Reserve reflects a decrease of \$320,000 from the 2016-17 Adopted Budget due to the Rusch Park Improvement Project.

SCHEDULE:

State Controller Schedule County Budget Act January 2010		County of Sacramento Special Districts and Other Agencies Financing Sources and Uses by Budget Unit by Object Fiscal Year 2017-18				Schedule 15
9338000 - Sunrise Recreation And Park District 338A - SUNRISE PARK DISTRICT						
Detail by Revenue Category and Expenditure Object	2015-16 Actual	2016-17 Actual	2016-17 Adopted	2017-18 Requested	2017-18 Recommended	
1	2	3	4	5	6	
Fund Balance	\$ 1,064,534	\$ 1,078,458	\$ 1,078,458	\$ 1,415,295	\$ 1,703,537	
Reserve Release	-	500,000	500,000	-	320,000	
Taxes	4,287,340	4,397,516	4,358,761	4,583,587	4,631,123	
Revenue from Use Of Money & Property	509,387	498,842	740,020	495,650	542,690	
Intergovernmental Revenues	(24,956)	64,827	63,622	312,122	262,122	
Charges for Services	2,608,923	2,752,290	2,907,610	3,260,896	3,142,463	
Miscellaneous Revenues	87,670	82,280	121,372	172,372	278,500	
Other Financing Sources	-	9,397	-	5,000	5,000	
Total Revenue	\$ 8,532,898	\$ 9,383,610	\$ 9,769,843	\$ 10,244,922	\$ 10,885,435	
Salaries & Benefits	\$ 4,971,049	\$ 5,356,196	\$ 6,286,335	\$ 5,997,581	\$ 6,082,229	
Services & Supplies	2,040,823	1,983,377	2,175,334	2,218,815	2,281,212	
Other Charges	19,571	30,629	32,700	36,026	55,282	
Capital Assets						
Land	-	-	-	-	50,000	
Improvements	384,871	266,659	589,888	1,215,359	1,535,883	
Equipment	38,446	43,213	54,950	19,950	48,054	
Total Capital Assets	423,317	309,872	644,838	1,235,309	1,633,937	
Appropriation for Contingencies	\$ -	\$ -	\$ 630,636	\$ 757,191	\$ 832,775	
Total Financing Uses	\$ 7,454,760	\$ 7,680,074	\$ 9,769,843	\$ 10,244,922	\$ 10,885,435	
Total Expenditures/Appropriations	\$ 7,454,760	\$ 7,680,074	\$ 9,769,843	\$ 10,244,922	\$ 10,885,435	
Net Cost	\$ (1,078,138)	\$ (1,703,536)	\$ -	\$ -	\$ -	
Positions	21.0	19.0	19.0	22.0	22.0	

2017-18 PROGRAM INFORMATION

BU: 9338000 Sunrise Recreation And Park District

Appropriations	Reimbursements	Federal Revenues	State Revenues	Realignment	Pro 172	Fees	Other Revenues	Fund Balance	Net Cost	Positions	Vehicles
----------------	----------------	------------------	----------------	-------------	---------	------	----------------	--------------	----------	-----------	----------

FUNDED

Program No. and Title: **001** **Sunrise Recreation and Park District**

10,644,079	0	0	0	0	0	0	8,620,542	2,023,537	0	19.0	0
------------	---	---	---	---	---	---	-----------	-----------	---	------	---

Program Type: Discretionary

Countywide Priority: 4 -- Sustainable and Livable Communities

Strategic Objective: C1 --Develop and sustain livable and attractive neighborhoods and communities

Program Description: Provide park facilities and recreation services in northern Sacramento County

FUNDED

10,644,079	0	0	0	0	0	0	8,620,542	2,023,537	0	19.0	0
------------	---	---	---	---	---	---	-----------	-----------	---	------	---

GROWTH REQUEST RECOMMENDED (APPROVED IN JUNE)

Program No. and Title: **001** **Sunrise Recreation and Park District**

241,356	0	0	0	0	0	0	241,356	0	0	3.0	0
---------	---	---	---	---	---	---	---------	---	---	-----	---

Program Type: Discretionary

Countywide Priority: 4 -- Sustainable and Livable Communities

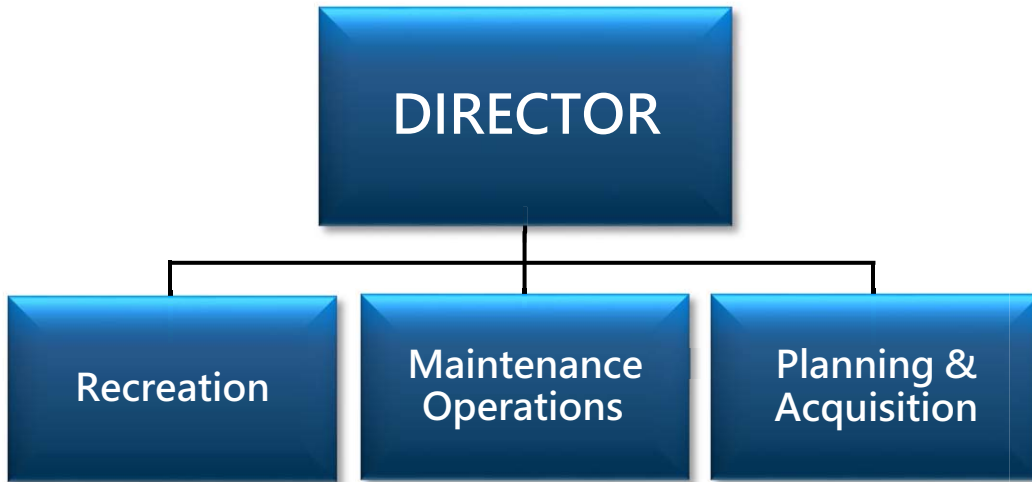
Strategic Objective: C1 --Develop and sustain livable and attractive neighborhoods and communities

Program Description: 3.0 FTE net increase in positions to help right-size and implement goals of organization. Addition of 3.0 FTE Senior Recreation Coordinator positions and 1.0 FTE Senior Park Maintenance Supervisor position and deletion of 1.0 FTE Senior Account Clerk position.

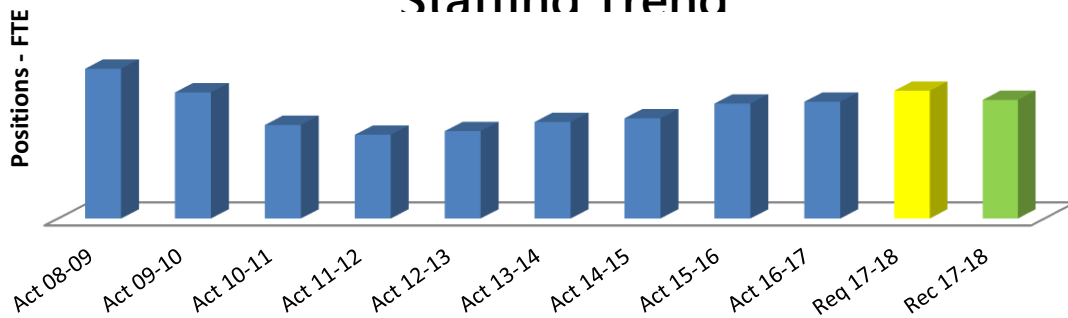
GROWTH REQUEST RECOMMENDED (APPROVED IN JUNE)

241,356	0	0	0	0	0	0	241,356	0	0	3.0	0
---------	---	---	---	---	---	---	---------	---	---	-----	---

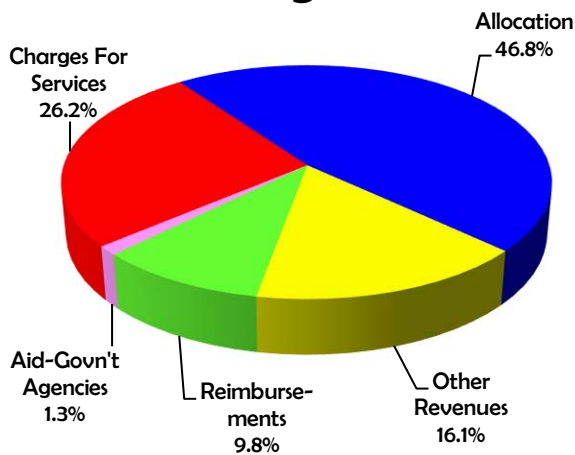
DEPARTMENTAL STRUCTURE
JEFF LEATHERMAN, DIRECTOR



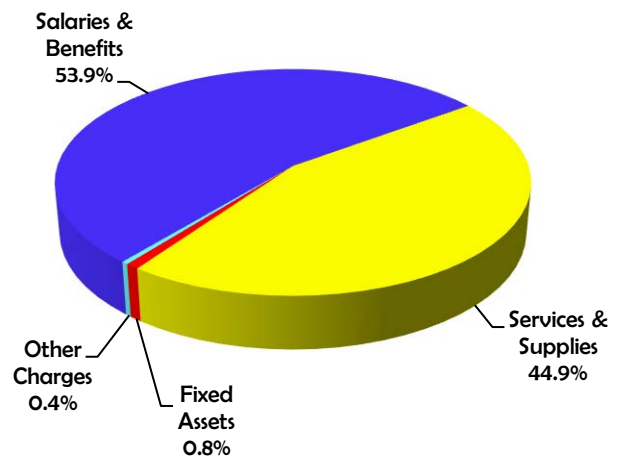
Staffing Trend



Financing Sources



Financing Uses



Summary

Classification	2015-16 Actual	2016-17 Actual	2016-17 Adopted	2017-18 Requested	2017-18 Recommend
1	2	3	4	5	6
Total Requirements	39,384	61,471	61,636	11,197	20,049
Total Financing	50,729	70,587	61,636	11,197	20,049
Net Cost	(11,345)	(9,116)	-	-	-

PROGRAM DESCRIPTION:

The Department of Regional Parks acquires land and manages properties of the regional park and open space system, educates the public about the use of leisure-time activities and the cultural and natural history of the County, and provides recreational activities to the general public and special populations of regional significance.

MISSION:

Enhance the health, enjoyment and quality of life in the region by:

- Acquiring, managing, and protecting park and open space lands.
- Educating the public on the uses and values of leisure time activities, and the cultural and natural history of the County.
- Growing and linking a system of regional parks, trails and open space in Sacramento and neighboring counties.
- Providing a broad range of recreational activities for the community’s diverse populations.
- Providing stewardship and protection of Sacramento County’s regional park system through partnerships, planning and community involvement.

GOALS:

- Provide affordable, accessible, clean and safe recreational activities and facilities for all.
- Protect natural habitats and the environment.
- Preserve cultural and historical resources.

SIGNIFICANT DEVELOPMENTS DURING 2016-17:

- Relocation of Parks Operations office into a more appropriately sized and configured facility was postponed until June 2017.
- Significant flooding damaged trails and other park infrastructure which kept park facilities closed to the public resulting in decreased revenues.
- The River Safety Campaign, “Life Looks Good on You,” and “Kids Don’t Float” program were very successful and resulted zero recreational drownings in the summer of 2016.

2017-18 APPROVED RECOMMENDED BUDGET

SIGNIFICANT CHANGES FOR 2017-18:

- The Board directed staff to re-negotiate the lease agreement with GRP 2011 LLC for the operation of Gibson Ranch.
- Grazing as a means for fire fuel load reduction in the American River Parkway, Dry Creek Parkway, and Open Space areas will be severely limited due to budget restraints.

RECOMMENDED GROWTH FOR 2017-18:

- On-going recommended growth requests include:
 - Appropriations of \$854,827 partially offset by revenues of \$780,625, of which \$30,000 is one-time.
 - Net county cost of \$674,202.
 - 1.0 FTE
- One-time recommended growth requests include:
 - Appropriations of \$600,000 offset by revenues of \$600,000.
- Details are included in the Program Information – Growth Request Recommended section of this budget unit.

STAFFING LEVEL CHANGES FOR 2017-18:

The following positions was approved for addition as part of the Fiscal Year 2017-18 Budget.

Deputy Director Regional Parks	<u>1.0</u>
Total	1.0

FISCAL YEAR 2017-18 BUDGET RECOMMENDED FOR ADOPTION

ADJUSTMENTS TO APPROVED RECOMMENDED 2017-18 BUDGET			
Budget Unit: 6400000 - Regional Parks			
Detail by Revenue Category and Expenditure Object	Approved Recommended Budget 2017-18	Recommended For Adopted Budget 2017-18	Variance
Licenses, Permits & Franchises	\$ 10,000	\$ 10,000	\$ -
Revenue from Use Of Money & Property	229,234	229,234	-
Intergovernmental Revenues	150,000	200,000	50,000
Charges for Services	4,167,425	4,167,425	-
Miscellaneous Revenues	2,319,366	2,319,366	-
Total Revenue	\$ 6,876,025	\$ 6,926,025	\$ 50,000
Salaries & Benefits	\$ 8,577,953	\$ 8,577,953	\$ -
Services & Supplies	4,524,193	4,781,244	257,051
Other Charges	64,000	64,000	-
Equipment	79,721	129,721	50,000
Expenditure Transfer & Reimbursement	820,322	819,170	(1,152)
Total Expenditures/Appropriations	\$ 14,066,189	\$ 14,372,088	\$ 305,899
Net Cost	\$ 7,190,164	\$ 7,446,063	\$ 255,899
Positions	65.0	65.0	0.0

DESCRIPTION OF CHANGES FROM APPROVED RECOMMENDED BUDGET:

- The allocation (net cost) has increased by \$255,899.
- Appropriations have increased \$305,899 due to the following:
 - \$85,179 reduction in lease costs due to delay of lease approval.
 - \$1,152 in appropriations and reimbursements for adjustments to staffing and services to the Mather Landscape Maintenance CFD.
 - Recommended on-going growth request including \$60,000 in net appropriations.
 - Recommended one-time growth requests including \$331,078 in net appropriations.
- Revenues have increased \$50,000 due to the following:
 - Recommended one-time growth request including \$50,000 in Housing Related Park Program grant revenue.
- Growth details are included in the Program Information – Growth Requests Recommended for September section of this budget unit.

CAPITAL IMPROVEMENT PLAN (CIP) FOR 2017-18:

For detailed information regarding 2017-18 capital projects and operating impacts by project, please refer to Fiscal Year 2017-18 Capital Improvement Plan.

SCHEDULE:

State Controller Schedule County Budget Act January 2010	County of Sacramento Detail of Financing Sources and Financing Uses Governmental Funds Fiscal Year 2017-18	Schedule 9
---	--	-------------------

Budget Unit **6400000 - Regional Parks**
 Function **RECREATION & CULTURAL SERVICES**
 Activity **Recreation Facilities**
 Fund **001A - GENERAL**

Detail by Revenue Category and Expenditure Object	2015-16 Actual	2016-17 Actual	2016-17 Adopted	2017-18 Requested	2017-18 Recommended
1	2	3	4	5	6
Licenses, Permits & Franchises	\$ 3,400	\$ 14,280	\$ 10,000	\$ 10,000	\$ 10,000
Fines, Forfeitures & Penalties	191	195	-	-	-
Revenue from Use Of Money & Property	160,178	170,017	186,732	229,234	229,234
Intergovernmental Revenues	110,297	133,548	148,542	200,000	200,000
Charges for Services	4,159,217	4,111,102	3,977,437	4,167,425	4,167,425
Miscellaneous Revenues	993,401	1,371,172	1,446,986	1,896,347	2,319,366
Total Revenue	\$ 5,426,684	\$ 5,800,314	\$ 5,769,697	\$ 6,503,006	\$ 6,926,025
Salaries & Benefits	\$ 6,960,728	\$ 7,728,957	\$ 7,870,804	\$ 9,081,538	\$ 8,577,953
Services & Supplies	3,496,729	3,409,224	3,241,067	5,346,886	4,781,244
Other Charges	121,899	128,914	166,675	180,850	64,000
Equipment	159,538	66,113	84,697	153,721	129,721
Interfund Charges	895,533	681,443	681,443	1,717,917	640,227
Interfund Reimb	(229,929)	(219,156)	(219,156)	(249,317)	(250,469)
Intrafund Charges	1,229,185	1,280,837	1,284,730	1,732,730	1,732,730
Intrafund Reimb	(977,706)	(1,048,967)	(1,048,967)	(1,303,318)	(1,303,318)
Total Expenditures/Appropriations	\$ 11,655,977	\$ 12,027,365	\$ 12,061,293	\$ 16,661,007	\$ 14,372,088
Net Cost	\$ 6,229,293	\$ 6,227,051	\$ 6,291,596	\$ 10,158,001	\$ 7,446,063
Positions	63.0	64.0	64.0	70.0	65.0

2017-18 PROGRAM INFORMATION

BU: 640000 Regional Parks

	Appropriations	Reimbursements	Federal Revenues	State Revenues	Realignment	Pro 172	Fees	Other Revenues	Fund Balance	Net Cost	Positions	Vehicles
FUNDED												
Program No. and Title:	<u>001 American River Parkway Maintenance</u>											
	3,292,696	-89,084	0	0	0	0	395,786	1,023,745	0	1,784,081	11.0	14
Program Type:	Discretionary											
Countywide Priority:	4 -- Sustainable and Livable Communities											
Strategic Objective:	C1 --Develop and sustain livable and attractive neighborhoods and communities											
Program Description:	Park maintenance provides clean and safe park environment for community to enjoy, protects natural areas, preserves County assets and retains adjacent property values.											
Program No. and Title:	<u>002 Effie Yeaw Nature Center</u>											
	24,800	0	0	0	0	0	0	0	0	24,800	0.0	0
Program Type:	Discretionary											
Countywide Priority:	4 -- Sustainable and Livable Communities											
Strategic Objective:	C2 --Promote opportunities for civic involvement											
Program Description:	Nature Center leased to American River Natural History Association; lease provides activities in nature area and museum for children & families to learn about the natural resources within the American River Parkway.											
Program No. and Title:	<u>003 Therapeutic Recreation Services</u>											
	470,615	0	0	0	0	0	148,000	2,000	0	320,615	2.0	1
Program Type:	Discretionary											
Countywide Priority:	4 -- Sustainable and Livable Communities											
Strategic Objective:	C2 --Promote opportunities for civic involvement											
Program Description:	Provides programs to people with disabilities and special needs that teach independent living skills, such as money management, using public transportation and cooking; health and fitness programs; and socialization programs.											
Program No. and Title:	<u>004 American River Parkway Ranger Patrol</u>											
	4,032,542	-149,394	0	0	0	0	1,111,359	406,275	0	2,365,514	18.0	14
Program Type:	Discretionary											
Countywide Priority:	2 -- Discretionary Law-Enforcement											
Strategic Objective:	PS1 --Protect the community from criminal activity, abuse and violence											
Program Description:	Park Ranger peace officers enforce County ordinances and CA Vehicle, Penal, Health & Safety Codes within Sacramento County Regional Parks, identified Zones of Impact, and areas located just outside Regional Park sites that are affected by Park activities.											

	Appropriations	Reimbursements	Federal Revenues	State Revenues	Realignment	Pro 172	Fees	Other Revenues	Fund Balance	Net Cost	Positions	Vehicles
<hr/>												
Program No. and Title:	<u>005 <i>Park Design/ Planning/Development/ Review (Planning)</i></u>											
	174,962	0	0	0	0	0	25,000	0	0	149,962	1.0	0
Program Type:	Discretionary											
Countywide Priority:	4 -- Sustainable and Livable Communities											
Strategic Objective:	C1 --Develop and sustain livable and attractive neighborhoods and communities											
Program Description:	Complete Capital Improvement Projects from planning and design through development. Prepare and develop complex site plans. Review/comment on environmental documents. Review land development projects. Negotiate and administer consultant contracts.											
<hr/>												
Program No. and Title:	<u>006 <i>Dry Creek Parkway and Open Space</i></u>											
	290,004	-9,471	0	0	0	0	52,700	0	0	227,833	1.0	1
Program Type:	Discretionary											
Countywide Priority:	2 -- Discretionary Law-Enforcement											
Strategic Objective:	PS1 --Protect the community from criminal activity, abuse and violence											
Program Description:	Park Ranger Patrol and maintenance provides a clean and safe park environment for the community to enjoy, protects natural areas, preserves County assets and retains adjacent property values.											
<hr/>												
Program No. and Title:	<u>007 <i>Illegal Camping Detail</i></u>											
	1,384,525	0	0	0	0	0	0	0	0	1,384,525	8.0	3
Program Type:	Discretionary											
Countywide Priority:	2 -- Discretionary Law-Enforcement											
Strategic Objective:	PS1 --Protect the community from criminal activity, abuse and violence											
Program Description:	Patrol illegal camps on the lower ARP; contact and refer to shelters/cite/arrest; clean up camp debris											
<hr/>												
Program No. and Title:	<u>008 <i>Gibson Ranch Park</i></u>											
	0	0	0	0	0	0	0	0	0	0	0.0	0
Program Type:	Discretionary											
Countywide Priority:	4 -- Sustainable and Livable Communities											
Strategic Objective:	C1 --Develop and sustain livable and attractive neighborhoods and communities											
Program Description:	Park maintenance provides clean and safe park environment for community to enjoy, protects natural areas, preserves County assets and retains adjacent property values.											
<hr/>												
Program No. and Title:	<u>009 <i>Delta Operations</i></u>											
	150,112	0	0	0	0	0	150,112	0	0	0	0.0	0
Program Type:	Discretionary											
Countywide Priority:	4 -- Sustainable and Livable Communities											
Strategic Objective:	C1 --Develop and sustain livable and attractive neighborhoods and communities											
Program Description:	Park Ranger Assistants and park maintenance staff provide limited park patrols and park maintenance for a clean and safe park environment for the community to enjoy.											

	Appropriations	Reimbursements	Federal Revenues	State Revenues	Realignment	Pro 172	Fees	Other Revenues	Fund Balance	Net Cost	Positions	Vehicles
<hr/>												
Program No. and Title:	<u>010 Mather Regional Park</u>											
	518,632	-105,944	0	0	0	0	30,025	260,544	0	122,119	2.0	2
Program Type:	Discretionary											
Countywide Priority:	2 -- Discretionary Law-Enforcement											
Strategic Objective:	PS1 --Protect the community from criminal activity, abuse and violence											
Program Description:	Park Ranger Patrol and maintenance provides a clean and safe park environment for the community to enjoy, protects natural areas, preserves County assets and retains adjacent property values.											
<hr/>												
Program No. and Title:	<u>011 Contract Maintenance</u>											
	1,898,887	0	0	0	0	0	1,898,887	0	0	0	12.0	8
Program Type:	Discretionary											
Countywide Priority:	4 -- Sustainable and Livable Communities											
Strategic Objective:	C1 --Develop and sustain livable and attractive neighborhoods and communities											
Program Description:	Landscaping services for County facilities.											
<hr/>												
Program No. and Title:	<u>012 Contract Ranger Patrol</u>											
	359,923	0	0	0	0	0	360,402	0	0	-479	2.0	2
Program Type:	Discretionary											
Countywide Priority:	2 -- Discretionary Law-Enforcement											
Strategic Objective:	PS1 --Protect the community from criminal activity, abuse and violence											
Program Description:	Park Rangers enforce County ordinances and California Vehicle, Penal, Health & Safety Codes within contracted patrol areas (open space and trails) and identified Zones of Impact, located just outside of patrol areas.											
<hr/>												
Program No. and Title:	<u>013 Admin/ Operations (Dept Mgmt)</u>											
	1,186,378	-1,197,024	0	0	0	0	0	0	0	-10,646	5.0	2
Program Type:	Discretionary											
Countywide Priority:	4 -- Sustainable and Livable Communities											
Strategic Objective:	IS --Internal Support											
Program Description:	Department administration, accounts payable, management and oversight, human resources and payroll											
<hr/>												
Program No. and Title:	<u>014 Leisure Services</u>											
	295,894	-2,870	0	0	0	0	230,565	0	0	62,459	2.0	0
Program Type:	Discretionary											
Countywide Priority:	4 -- Sustainable and Livable Communities											
Strategic Objective:	C1 --Develop and sustain livable and attractive neighborhoods and communities											
Program Description:	Administration of County Service Areas, volunteer and education programs at Cosumnes River Preserve. Limited coordination of large special events that occur in the park system; picnic reservation and program services; and permits for organizations to uti											
<hr/>												
FUNDED	14,079,970	-1,553,787	0	0	0	0	4,402,836	1,692,564	0	6,430,783	64.0	47

Appropriations	Reimbursements	Federal Revenues	State Revenues	Realignment	Pro 172	Fees	Other Revenues	Fund Balance	Net Cost	Positions	Vehicles
----------------	----------------	------------------	----------------	-------------	---------	------	----------------	--------------	----------	-----------	----------

GROWTH REQUEST RECOMMENDED (APPROVED IN JUNE)

Program No. and Title: 001 American River Parkway Maintenance

600,000	0	0	0	0	0	0	600,000	0	0	0.0	0
---------	---	---	---	---	---	---	---------	---	---	-----	---

Program Type: Self-Supporting

Countywide Priority: 4 -- Sustainable and Livable Communities

Strategic Objective: C1 --Develop and sustain livable and attractive neighborhoods and communities

Program Description: Natural Resources Management Plan: The Natural Resource Management Plan (NRMP) is intended to fulfill several goals and policies described in the American River Parkway Plan. The Department will have opportunities for the NRMP scope of work to include maintenance and operation elements that could be reviewed as part of a new permit application process that has been initiated by the Central Valley Flood Protection Agency and the Army Corps of Engineers. This new permitting (Section 408 Permits) may be required for nearly all maintenance and construction activities on the American River Parkway.

Program No. and Title: 001 American River Parkway Maintenance

449,152	0	0	0	0	0	0	120,625	0	328,527	0.0	0
---------	---	---	---	---	---	---	---------	---	---------	-----	---

Program Type: Discretionary

Countywide Priority: 4 -- Sustainable and Livable Communities

Strategic Objective: C1 --Develop and sustain livable and attractive neighborhoods and communities

Program Description: To support the Department's ongoing efforts to respond to illegal dumping and trash, the Department is proposing a new pilot program focused on debris and trash removal from flooding, illegal camping, and illegal dumping which continue to accumulate and are spread in small piles in hard to reach locations in the American River Parkway. In addition the Department is proposing to increase part-time staff hours for a visitors services team who will provide services such as fire watch in high fire risk areas, visitor information in locations where front gate staff is not normally available, and act as a resource contact for Park Rangers and emergency responders when necessary to support visitors throughout the afternoon recreation and commute time.

Program No. and Title: 004 American River Parkway Ranger Patrol

55,000	0	0	0	0	0	0	0	0	55,000	0.0	0
--------	---	---	---	---	---	---	---	---	--------	-----	---

Program Type: Discretionary

Countywide Priority: 4 -- Sustainable and Livable Communities

Strategic Objective: PS1 --Protect the community from criminal activity, abuse and violence

Program Description: River Safety: Funding to support the on-going River Safety campaign for the American River Parkway. This enables Park Rangers to continue the River Safety education campaign to educate the public regarding River Safety and the importance of wearing personal flotation devices if recreating in the area rivers. This includes the purchase of personal flotation devices to place along the river as well as the advertising campaign for public outreach. By implementing this program in 2016 the department decreased recreation related drownings from 13 to zero as compared to the 2015 summer season.

Program No. and Title: 004 American River Parkway Ranger Patrol

25,000	0	0	0	0	0	0	0	0	25,000	0.0	0
--------	---	---	---	---	---	---	---	---	--------	-----	---

Program Type: Discretionary

Countywide Priority: 4 -- Sustainable and Livable Communities

Strategic Objective: PS1 --Protect the community from criminal activity, abuse and violence

Program Description: DART Support: Funding to support the operations of the Sacramento Diving and Rescue Team (DART). DART has been a partner with County Park Rangers to educate the public regarding River Safety and the importance of wearing personal flotation devices if recreating in the area rivers. This contribution will enable DART to further their mission and continue their support of the Department.

	Appropriations	Reimbursements	Federal Revenues	State Revenues	Realignment	Pro 172	Fees	Other Revenues	Fund Balance	Net Cost	Positions	Vehicles
<hr/>												
Program No. and Title:	<u>006 Dry Creek Parkway and Open Space</u>											
	60,000	0	0	0	0	0	30,000	30,000	0	0	0.0	0
Program Type:	Self-Supporting											
Countywide Priority:	4 -- Sustainable and Livable Communities											
Strategic Objective:	C1 --Develop and sustain livable and attractive neighborhoods and communities											
Program Description:	Dillard Ranch Operations: This growth request accommodates the annual operating costs necessary to own and manage the Dillard Ranch Property in the community of Wilton. All property acquired by the County has some cost of ownership incurred by the Department for managing the property on behalf of Sacramento County residents. The Dillard Ranch will have ongoing property management responsibilities including well maintenance, fire break maintenance, fencing repairs and other operating costs on an annual basis. The revenues from the existing grazing operations generate about \$30,000 annually and the additional \$30,000 is generated from a contribution from Supervisor Nottoli for the first year of operations.											
<hr/>												
Program No. and Title:	<u>008 Gibson Ranch Park</u>											
	110,500	0	0	0	0	0	0	0	0	110,500	0.0	0
Program Type:	Discretionary											
Countywide Priority:	4 -- Sustainable and Livable Communities											
Strategic Objective:	C1 --Develop and sustain livable and attractive neighborhoods and communities											
Program Description:	Operations: this funding request is based on the current negotiations with GRP LLC 2011 to remain as the operator of Gibson Ranch under an amended lease agreement. This is the estimate of Net County Cost required per the modified terms, which are still subject to Board approval.											
<hr/>												
Program No. and Title:	<u>013 Admin/ Operations (Dept Mgmt)</u>											
	155,175	0	0	0	0	0	0	0	0	155,175	1.0	0
Program Type:	Discretionary											
Countywide Priority:	4 -- Sustainable and Livable Communities											
Strategic Objective:	IS --Internal Support											
Program Description:	Deputy Director: This request includes the addition of Deputy Director consistent with the Service Review Report provided to the Board in February 2017. The Deputy Director position is identified by the Department as the first priority in order to facilitate the initiation of the American River Parkway Natural Resource Management Plan (NRMP). In order to complete the NRMP, the Department needs a single point of contact to coordinate consultants, stakeholder input, and facilitate the timely completion of the Plan. Once completed, the Deputy Director would work to implement the NRMP and expand their duties to include oversight of the recreation, planning, therapeutic services and administrative divisions of the Department. Additionally this position will coordinate the Department's involvement with the new growth areas in Sacramento County.											
<hr/>												
GROWTH REQUEST RECOMMENDED (APPROVED IN JUNE)												
	1,454,827	0	0	0	0	0	30,000	750,625	0	674,202	1.0	0

Appropriations	Reimbursements	Federal Revenues	State Revenues	Realignment	Pro 172	Fees	Other Revenues	Fund Balance	Net Cost	Positions	Vehicles
----------------	----------------	------------------	----------------	-------------	---------	------	----------------	--------------	----------	-----------	----------

GROWTH REQUEST RECOMMENDED FOR SEPTEMBER

Program No. and Title: 001 American River Parkway Maintenance

193,000	0	0	0	0	0	0	0	0	193,000	0.0	0
---------	---	---	---	---	---	---	---	---	---------	-----	---

Program Type: Mandated

Countywide Priority: 0 -- Specific Mandated Countywide/Municipal or Financial Obligations

Strategic Objective: PS2 --Keep the community safe from environmental hazards and natural disasters

Program Description: Well Destruction Mandate: Sacramento County Environmental Management has mandated that Regional Parks destroy wells on Regional Parks property to become compliant with Sacramento County Code, Chapter 6.28. This is funding for the destruction of ten abandoned wells.

Program No. and Title: 001 American River Parkway Maintenance

50,000	0	0	0	0	0	0	50,000	0	0	0.0	0
--------	---	---	---	---	---	---	--------	---	---	-----	---

Program Type: Discretionary

Countywide Priority: 4 -- Sustainable and Livable Communities

Strategic Objective: C1 --Develop and sustain livable and attractive neighborhoods and communities

Program Description: Tractor: Funding for purchase of John Deere 4066R Tractor. This tractor will be housed in the Lower American River Parkway, which will eliminate the need to bring equipment to and from the Parks Corp Yard and between parks in the upper river. This equipment will also have the capability of cutting the amount of time mowing in half; from four days to two days. These combined factors will greatly improve the efficiency of the mowing schedule and free up staff time and resources.

Program No. and Title: 008 Gibson Ranch Park

60,000	0	0	0	0	0	0	0	0	60,000	0.0	0
--------	---	---	---	---	---	---	---	---	--------	-----	---

Program Type: Discretionary

Countywide Priority: 4 -- Sustainable and Livable Communities

Strategic Objective: C1 --Develop and sustain livable and attractive neighborhoods and communities

Program Description: Operations: Funding based on the negotiations with GRP LLC 2011 to remain as the operator of Gibson Ranch under an amended lease agreement. Estimate of additional Net County Cost required per the modified terms approved by the Board.

Program No. and Title: 013 Admin/ Operations (Dept Mgmt)

88,078	0	0	0	0	0	0	0	0	88,078	0.0	0
--------	---	---	---	---	---	---	---	---	--------	-----	---

Program Type: Discretionary

Countywide Priority: 4 -- Sustainable and Livable Communities

Strategic Objective: IS --Internal Support

Program Description: Transfer from Regional Parks to General Services for the portion of the ADA Transition Plan allocated to the Department. Department costs are based on the number of buildings the Department is responsible for managing.

GROWTH REQUEST RECOMMENDED FOR SEPTEMBER

391,078	0	0	0	0	0	0	50,000	0	341,078	0.0	0
---------	---	---	---	---	---	---	--------	---	---------	-----	---

Appropriations	Reimbursements	Federal Revenues	State Revenues	Realignment	Pro 172	Fees	Other Revenues	Fund Balance	Net Cost	Positions	Vehicles
----------------	----------------	------------------	----------------	-------------	---------	------	----------------	--------------	----------	-----------	----------

GROWTH REQUEST NOT RECOMMENDED

Program No. and Title: 001 American River Parkway Maintenance

800,000	0	0	0	0	0	0	0	0	800,000	0.0	0
---------	---	---	---	---	---	---	---	---	---------	-----	---

Program Type: Discretionary

Countywide Priority: 4 -- Sustainable and Livable Communities

Strategic Objective: C1 --Develop and sustain livable and attractive neighborhoods and communities

Program Description: Ancil Hoffman Parking Lot and Fencing: Funding for the repairs of the Ancil Hoffman Park Parking Lots and replacement of the Ancil Hoffman Park Fence. This is a transfer into the Parks Construction Fund. The parking lots at Ancil Hoffman Park are in dire need of repair. This funding will allow the Department to enter into a contract with a paving company for these repairs, rather than piecemeal repairs done by staff as time permits. These repairs will prolong life of the parking lot. The fence at Ancil Hoffman Park is in various states of disrepair. The chain link fence around the maintenance yard and along the perimeter of the golf course does not provide a positive visual first impression when entering the park and should be replaced to a more visually appropriate fence that complements the golf course and park.

Program No. and Title: 001 American River Parkway Maintenance

200,000	0	0	0	0	0	0	0	0	200,000	0.0	0
---------	---	---	---	---	---	---	---	---	---------	-----	---

Program Type: Discretionary

Countywide Priority: 4 -- Sustainable and Livable Communities

Strategic Objective: C1 --Develop and sustain livable and attractive neighborhoods and communities

Program Description: Grazing: Funding for grazing contracts on the American River Parkway and Dry Creek Parkway for fire risk reduction. Grazing has proven to be an effective, environmentally friendly means to reduce the fire fuel loads in the Regional Parks system. Past activity has been funded with one time authorizations from the Board of Supervisors and salary savings from the Department. The benefits of funding this growth request include improved safety on both parkways, protection of the natural environment and reduction of power outages due to fire impacts in the lower American River Parkway.

Program No. and Title: 001 American River Parkway Maintenance

98,485	0	0	0	0	0	0	0	0	98,485	1.0	1
--------	---	---	---	---	---	---	---	---	--------	-----	---

Program Type: Discretionary

Countywide Priority: 4 -- Sustainable and Livable Communities

Strategic Objective: C1 --Develop and sustain livable and attractive neighborhoods and communities

Program Description: Park Maintenance Worker 1: This request includes the addition of Park Maintenance Worker 1 consistent with the Service Review Report provided to the Board in February 2017. The Park Maintenance Worker 1 would provide additional support to the American River Parkway Maintenance Division. A vital part of American River Parkway operations, the maintenance staff performs a range of tasks from litter removal, fire fuel reduction, natural disaster response and minor construction projects. As the Parkway infrastructure continues to age, the need for additional maintenance staff continues to increase. Additionally the Department has expanded its annual fire fuel reduction work plan in response to ongoing fire risks resulting in an increased need for additional staff to absorb the duties due to reallocation of staff time for fire risk response.

	Appropriations	Reimbursements	Federal Revenues	State Revenues	Realignment	Pro 172	Fees	Other Revenues	Fund Balance	Net Cost	Positions	Vehicles
Program No. and Title: <u>001</u> <u>American River Parkway Maintenance</u>												
	0	0	0	0	0	0	0	-104,308	0	104,308	0.0	0
Program Type: Discretionary												
Countywide Priority: 4 -- Sustainable and Livable Communities												
Strategic Objective: C1 --Develop and sustain livable and attractive neighborhoods and communities												
Program Description: Backfill Habitat Restoration Program Revenues: This request is to eliminate the Habitat Restoration Program (HRP) revenues included in the ARP Maintenance budget and backfill those revenues with increased general fund. Since 2009, these funds have been included in the Department's budget, specifically in the ARP Maintenance program, as a revenue source funding the Sr. Natural Resource Specialist position. HRP fees are not a sustainable on-going revenue source, and the Department projects the fund will be depleted by Fiscal Year 2018-19 due to two Board initiated projects: (1) Purchase of the American River Raft Company Property and (2) Funding the American River Parkway Natural Resource Management Plan.												
Program No. and Title: <u>003</u> <u>Therapeutic Recreation Services</u>												
	12,126	0	0	0	0	0	0	0	0	12,126	0.0	0
Program Type: Discretionary												
Countywide Priority: 4 -- Sustainable and Livable Communities												
Strategic Objective: C1 --Develop and sustain livable and attractive neighborhoods and communities												
Program Description: Extra Help Program Support: Addition of .48 FTE Recreation Aides for Therapeutic Recreation Services (TRS) program, consistent with the Service Review Report presented to the Board in February 2017. The .48 FTE Recreation Aid extra help positions added to the TRS Budget would allow the program to expand services and programs to the residents of the County. Programs such as Special Olympics, education courses, and overnight trips need additional resources and staff in order to provide safe and quality programs.												
Program No. and Title: <u>004</u> <u>American River Parkway Ranger Patrol</u>												
	118,559	0	0	0	0	0	0	0	0	118,559	1.0	0
Program Type: Discretionary												
Countywide Priority: 2 -- Discretionary Law-Enforcement												
Strategic Objective: PS1 --Protect the community from criminal activity, abuse and violence												
Program Description: Ranger Supervisor: This request includes the addition of a Ranger Supervisor consistent with the Service Review Report provided to the Board in February 2017. The additional Ranger Supervisor would provide the necessary staff oversight to cover the operating hours of the park system. The Department has identified gaps in supervision for the Ranger Division. Specifically, the Department has assigned a Ranger Supervisor to its special enforcement team created to target public safety issues such as crime, illegal camping and assaults in various areas of the Regional Park system. As a result of the focused enforcement effort, the Department does not have consistent supervision during the opening and closing shifts causing off-duty supervisors to be called in for support and consultation. This position would ensure that the Rangers have appropriate supervision throughout all hours that Rangers and Park Ranger Assistants are on-duty.												
Program No. and Title: <u>004</u> <u>American River Parkway Ranger Patrol</u>												
	24,000	0	0	0	0	0	0	0	0	24,000	0.0	0
Program Type: Discretionary												
Countywide Priority: 2 -- Discretionary Law-Enforcement												
Strategic Objective: PS1 --Protect the community from criminal activity, abuse and violence												
Program Description: Radios: Funding for the purchase of six additional radios and accessories. This will allow the Department to purchase additional radios to be used by Ranger staff while out doing foot patrols. This will ensure all staff, including Park Ranger Assistants, and part-time Ranger staffs have radio equipment for overlap days, emergency operations, holidays and special events when all staff is working. Staff will have the ability to communicate on the same safety channels and frequencies.												

	Appropriations	Reimbursements	Federal Revenues	State Revenues	Realignment	Pro 172	Fees	Other Revenues	Fund Balance	Net Cost	Positions	Vehicles
Program No. and Title: <u>004</u> <u>American River Parkway Ranger Patrol</u>												
	0	0	0	0	0	0	-318,711	0	0	318,711	0.0	0
Program Type: Discretionary												
Countywide Priority: 4 -- Sustainable and Livable Communities												
Strategic Objective: C1 --Develop and sustain livable and attractive neighborhoods and communities												
Program Description: Backfill Habitat Restoration Program Revenues. This request would backfill Habitat Restoration Program (HRP) revenues included in the ARP Ranger budget. Since 2009, these funds have been included in the Department’s budget as a revenue source funding Ranger positions in the ARP Ranger program. HRP fees are not a sustainable on-going revenue source, and the Department projects the fund will be depleted by Fiscal Year 2018-19 due to two Board initiated projects (1) Purchase of the American River Raft Company Property and (2) Funding the American River Parkway Natural Resource Management Plan.												
Program No. and Title: <u>006</u> <u>Dry Creek Parkway and Open Space</u>												
	171,422	0	0	0	0	0	0	0	0	171,422	1.0	1
Program Type: Discretionary												
Countywide Priority: 2 -- Discretionary Law-Enforcement												
Strategic Objective: PS1 --Protect the community from criminal activity, abuse and violence												
Program Description: Ranger: This request includes the addition of a Park Ranger consistent with the Service Review Report provided to the Board in February 2017. The additional Ranger assigned to the Dry Creek Parkway and Open Space division would allow for additional coverage in the Dry Creek Parkway, Mather and other areas in the open space division. In FY 2016-17, the Department assigned one position to the Dry Creek Parkway and one position to Mather, which only provides coverage four days a week, 10 hours a day. An additional position would provide coverage seven days per week, spread between the open space facilities.												
Program No. and Title: <u>006</u> <u>Dry Creek Parkway and Open Space</u>												
	210,000	0	0	0	0	0	0	0	0	210,000	0.0	0
Program Type: Discretionary												
Countywide Priority: 4 -- Sustainable and Livable Communities												
Strategic Objective: C1 --Develop and sustain livable and attractive neighborhoods and communities												
Program Description: Dillard Ranch Capital Improvement: Funding for capital improvements needed at the Dillard Ranch facility. The Department expects the transfer of the Dillard Ranch to take place sometime around June 2017. As a result the Department will inherit the facilities in an “as is” condition. Based on the Department of General Services assessment of the existing facilities, the Department is expecting around \$210,000 of necessary costs to render the property safe and free of hazards for staff and possible future caretakers to inhabit the property. Improvements include lead and asbestos surveys, repairs or destruction of the existing ranch house and modifications to the power delivery system and other essential repairs.												
Program No. and Title: <u>007</u> <u>Illegal Camping Detail</u>												
	82,851	0	0	0	0	0	0	0	0	82,851	0.0	0
Program Type: Discretionary												
Countywide Priority: 4 -- Sustainable and Livable Communities												
Strategic Objective: C1 --Develop and sustain livable and attractive neighborhoods and communities												
Program Description: Extra Help and Overtime: This program requests funding for 1.5 FTE Park Maintenance Aide extra help and funding for overtime expenses related to additional warrant sweeps and targeted enforcement actions. The Park Maintenance Aides will support the cleanup of garbage, litter, and other camp debris, after offenders have been cleared from camps by law enforcement personnel and also engage in resource management protection practices to minimize loss of sensitive habitat areas. Public safety in the American River and Dry Creek Parkways has been the subject of much public scrutiny over the past decades. Illegal camping has created a perception of certain park areas as unsafe, and that perception has affected the willingness of the public to recreate in this area of the Parkway. As perception has become reality in the minds of many, however, there is constant pressure to make this portion of the Parkway more “user friendly” and safe. The Parks Department has dedicated a team of 7 park ranger peace officers to deal exclusively with the problems of illegal camping. Illegal camp clean up has been accomplished utilizing Park Maintenance Workers and extra help Park Maintenance Aides.												

	Appropriations	Reimbursements	Federal Revenues	State Revenues	Realignment	Pro 172	Fees	Other Revenues	Fund Balance	Net Cost	Positions	Vehicles
Program No. and Title: <u>007</u> <u>Illegal Camping Detail</u>												
	73,334	0	0	0	0	0	0	0	0	73,334	1.0	0
Program Type: Discretionary												
Countywide Priority: 4 -- Sustainable and Livable Communities												
Strategic Objective: C1 --Develop and sustain livable and attractive neighborhoods and communities												
Program Description: Park Maintenance Worker 2: This request includes the addition of Park Maintenance Worker 2 consistent with the Service Review Report provided to the Board in February 2017. The Department added the Park Maintenance Worker 2 to our Service Review Report in response to the success the Department has experienced with revising the operations of the camp team and will result in an increase in trash removal from the Regional Park system. The Park Maintenance Worker 2 will provide staffing to maintain an average of 40 cubic yards of trash removed per day (Monday-Friday) which equates to about 10,400 cubic yards annually and a 2,600 cubic yard increase over the Department's current rate of trash removal. Under the current system, the Department diverts staff during the winter months to the illegal camping team, but starting in May the team will return to the traditional maintenance schedule, which decreases the daily rate for trash removal during the spring, summer and fall.												
Program No. and Title: <u>008</u> <u>Gibson Ranch Park</u>												
	277,690	0	0	0	0	0	0	0	0	277,690	0.0	0
Program Type: Discretionary												
Countywide Priority: 4 -- Sustainable and Livable Communities												
Strategic Objective: C1 --Develop and sustain livable and attractive neighborhoods and communities												
Program Description: Parking Lots and Roads: Funding for the repairs of the Gibson Ranch Park parking lots and roads. This is a transfer into the Parks Construction Fund. The parking lots and roads at Gibson Ranch Park are in dire need of repair. This funding will allow the Department to enter into a contract with a paving company for these repairs and will prolong life of the parking lot and roads.												
Program No. and Title: <u>010</u> <u>Mather Regional Park</u>												
	20,000	0	0	0	0	0	0	0	0	20,000	0.0	0
Program Type: Discretionary												
Countywide Priority: 4 -- Sustainable and Livable Communities												
Strategic Objective: PS1 --Protect the community from criminal activity, abuse and violence												
Program Description: Basic expenses related to managing the property at Mather Preserve for items such as illegal dumping, fencing repairs, and vandalism response which are not covered by the scope of work of the Mather Preserve Management Agreement.												
Program No. and Title: <u>014</u> <u>Leisure Services</u>												
	115,273	0	0	0	0	0	0	0	0	115,273	1.0	1
Program Type: Discretionary												
Countywide Priority: 4 -- Sustainable and Livable Communities												
Strategic Objective: C1 --Develop and sustain livable and attractive neighborhoods and communities												
Program Description: Park Interpretive Supervisor: This request includes the addition of a Park Interpretive Supervisor consistent with the Service Review Report provided to the Board in February 2017. The Park Interpretive Supervisor will coordinate the use and programming of park facilities throughout the County. The Department is responsible for diverse historical and open space resources that accommodate a variety of youth and adult education and programming experiences. The programming is provided by a variety of non-profit and community organizations who are all dedicated to providing quality programs. Over the past two years, community and nonprofit groups have been meeting in an attempt to coordinate activities across the Regional Parks system. As a result, the need for a single point of contact to coordinate activities and provide support to our community partners has been identified by the Department. This position will expand the use and availability of our Regional Park resources and programs throughout the County and will increase the connection the community has with Regional Parks, open space and community history.												
GROWTH REQUEST NOT RECOMMENDED												
	2,203,740	0	0	0	0	0	-318,711	-104,308	0	2,626,759	5.0	3

Summary

Classification	2015-16 Actual	2016-17 Actual	2016-17 Adopted	2017-18 Requested	2017-18 Recommend
1	2	3	4	5	6
Total Requirements	39,384	61,471	61,636	11,197	20,049
Total Financing	50,729	70,587	61,636	11,197	20,049
Net Cost	(11,345)	(9,116)	-	-	-

PROGRAM DESCRIPTION:

County Parks Community Facilities District (CFD 2006-1) shall provide local and regional park maintenance and operation services for park, parkway, trails, park and recreational programs and open space facilities within the boundary of County Service Area 4B. This CFD funds construction of park amenities including trails, picnic areas, sports fields, community centers and restrooms; and also funds acquisition of parkland.

MISSION:

To provide local and regional park maintenance and operation services within County Service Area 4B, including acquisition of parkland, construction of park amenities including trails, picnic areas, sports fields, community centers and restrooms.

GOAL:

Provide local and regional park maintenance and operation services for the area at a level permitted by available resources.

2017-18 APPROVED RECOMMENDED BUDGET

RECOMMENDED BUDGET FUND BALANCE CHANGES FOR 2017-18:

The estimated decrease in available fund balance of \$11,079 from the prior year is due to dedication of funds for the Wilton Community Restroom Building in Fiscal Year 2016-17.

RECOMMENDED BUDGET RESERVE BALANCES FOR 2017-18:

Reserve— \$11,032

The Reserve is maintained to provide funding for capital projects. The reserve amount has increased by \$11,032 due to limited operations costs for Fiscal Year 2016-17.

FISCAL YEAR 2017-18 BUDGET RECOMMENDED FOR ADOPTION

ADJUSTMENTS TO APPROVED RECOMMENDED 2017-18 BUDGET			
Budget Unit: 6494000 - County Parks CFD 2006-1			
Detail by Revenue Category and Expenditure Object	Approved Recommended Budget 2017-18	Recommended For Adopted Budget 2017-18	Variance
Fund Balance	\$ 265	\$ 9,117	8,852
Charges for Services	10,932	10,932	-
Total Revenue	\$ 11,197	\$ 20,049	8,852
Reserve Provision	\$ 11,032	\$ 19,884	8,852
Other Charges	165	165	-
Total Financing Uses	\$ 11,197	\$ 20,049	8,852
Total Expenditures/Appropriations	\$ 11,197	\$ 20,049	-
Net Cost	\$ -	\$ -	-

DESCRIPTION OF CHANGES FROM APPROVED RECOMMENDED BUDGET:

- Reserve Provision has increased \$8,852 for future projects.
- Fund Balance has increased \$8,852 due to higher revenues than budgeted.

ADOPTED BUDGET RESERVE BALNACES FOR 2017-18:

General - \$19,884

Reserve includes funding for future projects. Reserve reflects an increase of \$19,884 from the 2016-17 Adopted Budget.

SCHEDULE:

State Controller Schedule County Budget Act January 2010		County of Sacramento Special Districts and Other Agencies Financing Sources and Uses by Budget Unit by Object Fiscal Year 2017-18				Schedule 15
		6494000 - County Parks CFD 2006-1 563A - COUNTY PARKS CFD NO. 2006-1				
Detail by Revenue Category and Expenditure Object	2015-16 Actual	2016-17 Actual	2016-17 Adopted	2017-18 Requested	2017-18 Recommended	
1	2	3	4	5	6	
Fund Balance	\$ 2,626	\$ 11,344	\$ 11,344	\$ 265	\$ 9,117	
Reserve Release	-	39,360	39,360	-	-	
Taxes	39,360	-	-	-	-	
Revenue from Use Of Money & Property	56	499	-	-	-	
Charges for Services	8,687	19,384	10,932	10,932	10,932	
Total Revenue	\$ 50,729	\$ 70,587	\$ 61,636	\$ 11,197	\$ 20,049	
Reserve Provision	\$ 39,360	\$ -	\$ -	\$ 11,032	\$ 19,884	
Other Charges	24	-	165	165	165	
Interfund Charges	-	61,471	61,471	-	-	
Total Financing Uses	\$ 39,384	\$ 61,471	\$ 61,636	\$ 11,197	\$ 20,049	
Total Expenditures/Appropriations	\$ 39,384	\$ 61,471	\$ 61,636	\$ 11,197	\$ 20,049	
Net Cost	\$ (11,345)	\$ (9,116)	\$ -	\$ -	\$ -	

2017-18 PROGRAM INFORMATION

BU: 6494000 County Parks CFD No. 2006-1

	Appropriations	Reimbursements	Federal Revenues	State Revenues	Realignment	Pro 172	Fees	Other Revenues	Fund Balance	Net Cost	Positions	Vehicles
FUNDED												
<i>Program No. and Title: 001 CFD 2006-1</i>												
	20,049	0	0	0	0	0	0	10,932	9,117	0	0.0	0
<i>Program Type:</i>	Discretionary											
<i>Countywide Priority:</i>	4 -- Sustainable and Livable Communities											
<i>Strategic Objective:</i>	C1 -- Develop and sustain livable and attractive neighborhoods and communities											
<i>Program Description:</i>	Provide local parks and recreation services and support to County Service Area 4E CFD 2006-1											
FUNDED	20,049	0	0	0	0	0	0	10,932	9,117	0	0.0	0

Summary					
Classification	2015-16 Actual	2016-17 Actual	2016-17 Adopted	2017-18 Requested	2017-18 Recommend
1	2	3	4	5	6
Total Requirements	13,116	174,585	173,021	15,309	17,203
Total Financing	162,371	179,544	173,021	15,309	17,203
Net Cost	(149,255)	(4,959)	-	-	-

PROGRAM DESCRIPTION:

County Service Area No. 4B (CSA 4B) was formed to provide local recreation and park services to the Wilton Community and surrounding areas in the south county.

- Provides recreation and special interest classes for children and adults.
- Provides family oriented special events in the community.
- Some programming is supplied by the Regional Parks Department which is reimbursed for these activities.
- Provides coordination and expertise on development of new park site.

MISSION:

To provide local recreation and park services to the south county and to the Wilton community.

GOAL:

Provide local recreation and park services for the area at a level permitted by available resources.

SIGNIFICANT DEVELOPMENTS DURING 2016-17:

- Wilton Community Center opened.
- Wilton Community Center Restroom scheduled for completion summer of 2017.

2017-18 APPROVED RECOMMENDED BUDGET

SIGNIFICANT CHANGES FOR 2017-18:

Expansion of classes and programs offered at the Wilton Community Center.

RECOMMENDED BUDGET FUND BALANCE CHANGES FOR 2017-18:

The estimated decrease in available fund balance of \$146,190 over prior year is associated with use of fund balance to complete the Wilton Community Center Restroom.

FISCAL YEAR 2017-18 BUDGET RECOMMENDED FOR ADOPTION

ADJUSTMENTS TO APPROVED RECOMMENDED 2017-18 BUDGET				
Budget Unit: 6491000 - CSA No.4B-(Wilton-Cosumnes)				
Detail by Revenue Category and Expenditure Object	Approved Recommended Budget 2017-18	Recommended For Adopted Budget 2017-18	Variance	
Fund Balance	\$ 3,066	\$ 4,960	\$ 1,894	
Taxes	4,888	4,888	-	
Revenue from Use Of Money & Property	800	800	-	
Intergovernmental Revenues	55	55	-	
Charges for Services	6,500	6,500	-	
Total Revenue	\$ 15,309	\$ 17,203	\$ 1,894	
Services & Supplies	\$ 12,439	\$ 14,333	\$ 1,894	
Transfers In & Out	2,870	2,870	-	
Total Financing Uses	\$ 15,309	\$ 17,203	\$ 1,894	
Total Expenditures/Appropriations	\$ 15,309	\$ 17,203	\$ -	
Net Cost	\$ -	\$ -	\$ -	

DESCRIPTION OF CHANGES FROM APPROVED RECOMMENDED BUDGET:

- Appropriations have increased \$1,894 due to supplies and funding for a fire alarm telephone line for the Wilton Community Center.
- Fund Balance has increased \$1,894 due to higher revenues than budgeted.

SCHEDULE:

State Controller Schedule County Budget Act January 2010		County of Sacramento Special Districts and Other Agencies Financing Sources and Uses by Budget Unit by Object Fiscal Year 2017-18				Schedule 15
6491000 - CSA No.4B-(Wilton-Cosumnes) 560A - COUNTY SERVICE AREA 4B						
Detail by Revenue Category and Expenditure Object	2015-16 Actual	2016-17 Actual	2016-17 Adopted	2017-18 Requested	2017-18 Recommended	
1	2	3	4	5	6	
Fund Balance	\$ 56,855	\$ 149,256	\$ 149,256	\$ 3,066	\$ 4,960	
Reserve Release	-	18,890	18,890	-	-	
Taxes	104,882	4,895	4,809	4,888	4,888	
Revenue from Use Of Money & Property	578	1,235	-	800	800	
Intergovernmental Revenues	56	53	66	55	55	
Charges for Services	-	5,215	-	6,500	6,500	
Total Revenue	\$ 162,371	\$ 179,544	\$ 173,021	\$ 15,309	\$ 17,203	
Services & Supplies	\$ 1,008	\$ 3,698	\$ 2,134	\$ 12,439	\$ 14,333	
Interfund Charges	12,108	170,887	170,887	2,870	2,870	
Total Financing Uses	\$ 13,116	\$ 174,585	\$ 173,021	\$ 15,309	\$ 17,203	
Total Expenditures/Appropriations	\$ 13,116	\$ 174,585	\$ 173,021	\$ 15,309	\$ 17,203	
Net Cost	\$ (149,255)	\$ (4,959)	\$ -	\$ -	\$ -	

2017-18 PROGRAM INFORMATION

BU: 6491000 County Service Area No. 4B (Wilton/Cosumnes)

	Appropriations	Reimbursements	Federal Revenues	State Revenues	Realignment	Pro 172	Fees	Other Revenues	Fund Balance	Net Cost	Positions	Vehicles
FUNDED												
<i>Program No. and Title:</i> 001 CSA 4-B Wilton/ Cosumnes												
	17,203	0	0	0	0	0	0	12,243	4,960	0	0.0	0
<i>Program Type:</i> Discretionary												
<i>Countywide Priority:</i> 4 -- Sustainable and Livable Communities												
<i>Strategic Objective:</i> C1 -- Develop and sustain livable and attractive neighborhoods and communities												
<i>Program Description:</i> Provide local parks and recreation services and support to County Service Area 4B Wilton/Cosumnes.												
FUNDED	17,203	0	0	0	0	0	0	12,243	4,960	0	0.0	0

Summary					
Classification	2015-16 Actual	2016-17 Actual	2016-17 Adopted	2017-18 Requested	2017-18 Recommend
1	2	3	4	5	6
Total Requirements	49,069	41,172	41,591	36,244	45,561
Total Financing	58,479	51,021	41,591	36,244	45,561
Net Cost	(9,410)	(9,849)	-	-	-

PROGRAM DESCRIPTION:

County Service Area Number 4C was formed to provide local recreation and park services to the Delta area in the south county.

- Provides reservation and maintenance services for the Jean Harvie Senior and Community Center.
- Initiates, plans, and implements senior services and programs at the Jean Harvie Senior and Community Center and coordinates activities with other senior service providers.
- Augments community volunteer efforts to maintain Hood Park and Dr. Paul Barnes Park.

MISSION:

To provide safe, well maintained parks and community centers to the residents in the Delta region, and to implement programs and services at the Jean Harvie Senior and Community Center.

GOAL:

To provide safe and well maintained parks and programs for the residents of the Delta region at a level permitted by available resources.

SIGNIFICANT DEVELOPMENTS FOR 2016-17:

The Head Start pre-school program moved out of the Jean Harvie Community Center, which resulted in a decrease in annual revenues.

2017-18 APPROVED RECOMMENDED BUDGET

SIGNIFICANT CHANGES FOR 2017-18:

The Department is anticipating additional revenue from rental of the facility one day a week by a religious organization.

RECOMMENDED FUND BALANCE CHANGES FOR 2017-18:

The estimated decrease in available fund balance of \$8,879 is associated using the fund balance in Fiscal Year 2016-17 for increased costs associated with the well maintenance at Jean Harvie Community Center.

RECOMMENDED BUDGET RESERVE BALANCES FOR 2017-18:

Reserve – \$14,467

This reserve is available for park and facility maintenance. Reserve remains unchanged since Fiscal Year 2016-17 Adopted Budget.

FISCAL YEAR 2017-18 BUDGET RECOMMENDED FOR ADOPTION

ADJUSTMENTS TO APPROVED RECOMMENDED 2017-18 BUDGET				
Budget Unit: 6492000 - CSA No.4C-(Delta)				
Detail by Revenue Category and Expenditure Object	Approved Recommended Budget 2017-18	Recommended For Adopted Budget 2017-18	Variance	
Fund Balance	\$ 532	\$ 9,849	\$ 9,317	
Taxes	22,198	22,198	-	
Revenue from Use Of Money & Property	60	60	-	
Intergovernmental Revenues	254	254	-	
Charges for Services	10,000	10,000	-	
Miscellaneous Revenues	3,200	3,200	-	
Total Revenue	\$ 36,244	\$ 45,561	\$ 9,317	
Services & Supplies	\$ 36,244	\$ 45,561	\$ 9,317	
Total Financing Uses	\$ 36,244	\$ 45,561	\$ 9,317	
Total Expenditures/Appropriations	\$ 36,244	\$ 45,561	-	
Net Cost	\$ -	\$ -	-	

DESCRIPTION OF CHANGES FROM APPROVED RECOMMENDED BUDGET:

- Appropriations have increased \$9,317 due to additional custodial services, facility repairs, water testing, and water system inspection costs related to the Jean Harvie Community Center.
- Fund Balance has increased \$9,317 due to higher revenues than budgeted.

ADOPTED BUDGET RESERVE BALANCES FOR 2017-18:

General — \$14,467

This reserve is available for park and facility maintenance. Reserve has not changed from the 2016-17 Adopted Budget.

SCHEDULE:

State Controller Schedule		County of Sacramento				Schedule 15
County Budget Act January 2010		Special Districts and Other Agencies Financing Sources and Uses by Budget Unit by Object Fiscal Year 2017-18				
		6492000 - CSA No.4C-(Delta)				
		561A - COUNTY SERVICE AREA 4C				
Detail by Revenue Category and Expenditure Object	2015-16 Actual	2016-17 Actual	2016-17 Adopted	2017-18 Requested	2017-18 Recommended	
1	2	3	4	5	6	
Fund Balance	\$ 5,368	\$ 9,411	\$ 9,411	\$ 532	\$ 9,849	
Taxes	22,216	22,733	22,270	22,198	22,198	
Revenue from Use Of Money & Property	(12)	226	-	60	60	
Intergovernmental Revenues	262	249	289	254	254	
Charges for Services	30,645	18,384	6,421	10,000	10,000	
Miscellaneous Revenues	-	18	3,200	3,200	3,200	
Total Revenue \$	\$ 58,479	\$ 51,021	\$ 41,591	\$ 36,244	\$ 45,561	
Services & Supplies	\$ 40,066	\$ 41,172	\$ 40,236	\$ 36,244	\$ 45,561	
Other Charges	9,003	-	1,355	-	-	
Total Financing Uses \$	\$ 49,069	\$ 41,172	\$ 41,591	\$ 36,244	\$ 45,561	
Total Expenditures/Appropriations \$	\$ 49,069	\$ 41,172	\$ 41,591	\$ 36,244	\$ 45,561	
Net Cost \$	\$ (9,410)	\$ (9,849)	\$ -	\$ -	\$ -	

2017-18 PROGRAM INFORMATION

BU: 6492000 County Service Area No. 4C (Delta)

	Appropriations	Reimbursements	Federal Revenues	State Revenues	Realignment	Pro 172	Fees	Other Revenues	Fund Balance	Net Cost	Positions	Vehicles
FUNDED												
<i>Program No. and Title:</i>	001 CSA 4-C Delta											
	45,561	0	0	0	0	0	0	35,712	9,849	0	0.0	0
<i>Program Type:</i>	Discretionary											
<i>Countywide Priority:</i>	4 -- Sustainable and Livable Communities											
<i>Strategic Objective:</i>	C1 -- Develop and sustain livable and attractive neighborhoods and communities											
<i>Program Description:</i>	Provide local parks and recreation services and support to County Service Area 4C Delta, specifically Jean Harvie Community Center, Barnes Park, Hood Park											
FUNDED												
	45,561	0	0	0	0	0	0	35,712	9,849	0	0.0	0

Summary

Classification	2015-16 Actual	2016-17 Actual	2016-17 Adopted	2017-18 Requested	2017-18 Recommend
1	2	3	4	5	6
Total Requirements	9,247	8,903	10,285	9,708	11,095
Total Financing	10,364	10,571	10,285	9,708	11,095
Net Cost	(1,117)	(1,668)	-	-	-

PROGRAM DESCRIPTION:

County Service Area No. 4D was formed to provide local recreation and park services to the community in the south county.

- Provides park maintenance aide (intermittent position) and supplies for operations of Herald Park.

MISSION:

To provide local recreation and park services to the community within the south county.

GOAL:

To provide safe and well maintained recreation and park services for the south county at a level permitted by available resources.

2017-18 APPROVED RECOMMENDED BUDGET

RECOMMENDED FUND BALANCE CHANGES FOR 2017-18:

The estimated decrease in available fund balance of \$839 from the prior year is associated with utilizing the fund balance in Fiscal Year 2016-17 to fund operating costs.

FISCAL YEAR 2017-18 BUDGET RECOMMENDED FOR ADOPTION

ADJUSTMENTS TO APPROVED RECOMMENDED 2017-18 BUDGET			
Budget Unit: 6493000 - CSA No.4D-(Herald)			
Detail by Revenue Category and Expenditure Object	Approved Recommended Budget 2017-18	Recommended For Adopted Budget 2017-18	Variance
Fund Balance	\$ 278	\$ 1,665	1,387
Taxes	8,684	8,684	-
Intergovernmental Revenues	96	96	-
Charges for Services	650	650	-
Total Revenue	\$ 9,708	\$ 11,095	1,387
Services & Supplies	\$ 4,040	\$ 5,427	1,387
Transfers In & Out	5,668	5,668	-
Total Financing Uses	\$ 9,708	\$ 11,095	1,387
Total Expenditures/Appropriations	\$ 9,708	\$ 11,095	-
Net Cost	\$ -	\$ -	-

DESCRIPTION OF CHANGES FROM APPROVED RECOMMENDED BUDGET:

- Appropriations have increased \$1,387 due to additional supplies for maintenance at Herald Park.
- Fund Balance has increased \$1,387 due to higher revenues and lower expenditures than budget.

SCHEDULE:

State Controller Schedule County Budget Act January 2010		County of Sacramento Special Districts and Other Agencies Financing Sources and Uses by Budget Unit by Object Fiscal Year 2017-18				Schedule 15
		6493000 - CSA No.4D-(Herald) 562A - COUNTY SERVICE AREA 4D				
Detail by Revenue Category and Expenditure Object	2015-16 Actual	2016-17 Actual	2016-17 Adopted	2017-18 Requested	2017-18 Recommended	
1	2	3	4	5	6	
Fund Balance	\$ 913	\$ 1,117	\$ 1,117	\$ 278	\$ 1,665	
Taxes	8,627	8,650	8,560	8,684	8,684	
Revenue from Use Of Money & Property	-	35	-	-	-	
Intergovernmental Revenues	99	94	108	96	96	
Charges for Services	725	675	500	650	650	
Total Revenue	\$ 10,364	\$ 10,571	\$ 10,285	\$ 9,708	\$ 11,095	
Services & Supplies	\$ 3,473	\$ 2,661	\$ 4,043	\$ 4,040	\$ 5,427	
Interfund Charges	5,774	6,242	6,242	5,668	5,668	
Total Financing Uses	\$ 9,247	\$ 8,903	\$ 10,285	\$ 9,708	\$ 11,095	
Total Expenditures/Appropriations	\$ 9,247	\$ 8,903	\$ 10,285	\$ 9,708	\$ 11,095	
Net Cost	\$ (1,117)	\$ (1,668)	\$ -	\$ -	\$ -	

2017-18 PROGRAM INFORMATION

BU: 6493000 County Service Area No. 4D (Herald)

	Appropriations	Reimbursements	Federal Revenues	State Revenues	Realignment	Pro 172	Fees	Other Revenues	Fund Balance	Net Cost	Positions	Vehicles
FUNDED												
<i>Program No. and Title:</i> 001 CSA 4-D Herald Park												
	11,095	0	0	0	0	0	0	9,430	1,665	0	0.0	0
<i>Program Type:</i> Discretionary												
<i>Countywide Priority:</i> 4 -- Sustainable and Livable Communities												
<i>Strategic Objective:</i> C1 -- Develop and sustain livable and attractive neighborhoods and communities												
<i>Program Description:</i> Provide local parks and recreation services and support to County Service Area 4D Herald Park												
FUNDED	11,095	0	0	0	0	0	0	9,430	1,665	0	0.0	0

Summary

Classification	2015-16 Actual	2016-17 Actual	2016-17 Adopted	2017-18 Requested	2017-18 Recommend
1	2	3	4	5	6
Total Requirements	751	6,169	9,719	4,603	7,757
Total Financing	7,229	10,255	9,719	4,603	7,757
Net Cost	(6,478)	(4,086)	-	-	-

PROGRAM DESCRIPTION:

Department of Regional Parks provides grounds maintenance for 8,200 square feet of landscaped area around the back lot line of the Del Norte Oaks subdivision and two adjoining streets.

MISSION:

To provide grounds maintenance for 8,200 square feet of landscaped area around the back lot line of the Del Norte Oaks subdivision and two adjoining streets. The area, as maintained, enhances the quality of life of residents in the surrounding vicinity and helps create a positive image of the community as a whole.

GOAL:

Provide grounds maintenance for the area at a level permitted by available resources.

2017-18 APPROVED RECOMMENDED BUDGET

RECOMMENDED BUDGET FUND BALANCE CHANGES FOR 2017-18:

The estimated decrease in available fund balance of \$5,548 from the prior year is due to actual expenditures and revenues being close to budgeted amounts.

RECOMMENDED BUDGET RESERVE BALANCES FOR 2017-18:

Reserve— \$1,043

Reserve is maintained to provide funding for capital projects. Reserve remains unchanged since Fiscal Year 2016-17.

FISCAL YEAR 2017-18 BUDGET RECOMMENDED FOR ADOPTION

ADJUSTMENTS TO APPROVED RECOMMENDED 2017-18 BUDGET				
Budget Unit: 3516494 - Del Norte Oaks Park District				
Detail by Revenue Category and Expenditure Object	Approved Recommended Budget 2017-18	Recommended For Adopted Budget 2017-18	Variance	
Fund Balance	\$ 931	\$ 4,085	\$ 3,154	
Taxes	3,614	3,614	-	
Revenue from Use Of Money & Property	18	18	-	
Intergovernmental Revenues	40	40	-	
Total Revenue	\$ 4,603	\$ 7,757	\$ 3,154	
Services & Supplies	\$ 800	\$ 3,954	\$ 3,154	
Transfers In & Out	3,803	3,803	-	
Total Financing Uses	\$ 4,603	\$ 7,757	\$ 3,154	
Total Expenditures/Appropriations	\$ 4,603	\$ 7,757	-	
Net Cost	\$ -	\$ -	-	

DESCRIPTION OF CHANGES FROM APPROVED RECOMMENDED BUDGET:

- Appropriations have increased \$3,154 due to available fund balance.
- Fund Balance has increased \$3,154 due to lower than budgeted expenditures and higher than anticipated revenue.

ADOPTED BUDGET RESERVE BALANCES FOR 2017-18:

General — \$1,043

Reserve is maintained to provide funding for capital projects. Reserve has not changed from the 2016-17 Adopted Budget.

SCHEDULE:

State Controller Schedule County Budget Act January 2010		County of Sacramento Special Districts and Other Agencies Financing Sources and Uses by Budget Unit by Object Fiscal Year 2017-18				Schedule 15
3516494 - Del Norte Oaks Park District 351A - DEL NORTE OAKS PARK DISTRICT						
Detail by Revenue Category and Expenditure Object	2015-16 Actual	2016-17 Actual	2016-17 Adopted	2017-18 Requested	2017-18 Recommended	
1	2	3	4	5	6	
Fund Balance	\$ 3,610	\$ 6,479	\$ 6,479	\$ 931	\$ 4,085	
Taxes	3,555	3,662	3,200	3,614	3,614	
Revenue from Use Of Money & Property	23	74	-	18	18	
Intergovernmental Revenues	41	40	40	40	40	
Total Revenue	\$ 7,229	\$ 10,255	\$ 9,719	\$ 4,603	\$ 7,757	
Services & Supplies	\$ 751	\$ 749	\$ 4,299	\$ 800	\$ 3,954	
Interfund Charges	-	5,420	5,420	3,803	3,803	
Total Financing Uses	\$ 751	\$ 6,169	\$ 9,719	\$ 4,603	\$ 7,757	
Total Expenditures/Appropriations	\$ 751	\$ 6,169	\$ 9,719	\$ 4,603	\$ 7,757	
Net Cost	\$ (6,478)	\$ (4,086)	\$ -	\$ -	\$ -	

2017-18 PROGRAM INFORMATION

BU: 3516494 Del Norte Oaks Park District

	Appropriations	Reimbursements	Federal Revenues	State Revenues	Realignment	Pro 172	Fees	Other Revenues	Fund Balance	Net Cost	Positions	Vehicles
FUNDED												
<i>Program No. and Title:</i> 001 Del Norte Oaks												
	7,757	0	0	0	0	0	0	3,672	4,085	0	0.0	0
<i>Program Type:</i> Discretionary												
<i>Countywide Priority:</i> 4 -- Sustainable and Livable Communities												
<i>Strategic Objective:</i> C1 -- Develop and sustain livable and attractive neighborhoods and communities												
<i>Program Description:</i> Maintain 8,200 square feet of landscaped strip along Mission and Whitney Avenues.												

FUNDED	7,757	0	0	0	0	0	0	3,672	4,085	0	0.0	0
---------------	-------	---	---	---	---	---	---	-------	-------	---	-----	---

Summary					
Classification	2015-16 Actual	2016-17 Actual	2016-17 Adopted	2017-18 Requested	2017-18 Recommend
1	2	3	4	5	6
Total Requirements	25,368	22,000	25,857	25,000	25,000
Total Financing	27,224	20,692	25,857	25,000	25,000
Net Cost	(1,856)	1,308	-	-	-

PROGRAM DESCRIPTION:

- Funding comes from the fines levied for violations of the State Fish and Game Code occurring in the County of Sacramento.
- Funds deposited in the Fish and Game Propagation Program must be expended on activities related to fish and game, including education.
- The Recreation and Park Commission makes annual recommendations to the Board of Supervisors regarding allocation of this fund.
- Funds are primarily used to support the Effie Yeaw Nature Center through a contribution to the American River Natural History Association non-profit that is currently operating the Center through a lease agreement.

MISSION:

Our mission is to provide educational programs to Sacramento County residents regarding the importance of the local watersheds and fisheries.

GOAL:

Grow community stewardship of local watersheds, wildlife and natural resources.

2017-18 APPROVED RECOMMENDED BUDGET

RECOMMENDED FUND BALANCE CHANGES FOR 2017-18:

The estimated decrease in available fund balance of \$1,857 over the prior year due to the utilization of fund balance to support programs at Effie Yeaw Nature Center in Fiscal Year 2016-17.

RECOMMENDED BUDGET RESERVE BALANCES FOR 2017-18:

Reserve for Future Services – \$20,563

Reserve is maintained to provide consistent support of educational programs at Effie Yeaw Nature Center through contributions to the American River Natural History Association. The Reserve amount has decreased by \$4,857 since Fiscal Year 2016-17 Adopted Budget.

FISCAL YEAR 2017-18 BUDGET RECOMMENDED FOR ADOPTION:

ADJUSTMENTS TO APPROVED RECOMMENDED 2017-18 BUDGET				
Budget Unit: 6460000 - Fish And Game Propagation				
Detail by Revenue Category and Expenditure Object	Approved Recommended Budget 2017-18	Recommended For Adopted Budget 2017-18		Variance
Fund Balance	\$ -	\$ (1,308)	\$	(1,308)
Reserve Release	4,857	6,165		1,308
Fines, Forfeitures & Penalties	20,000	20,000		-
Revenue from Use Of Money & Property	143	143		-
Total Revenue	\$ 25,000	\$ 25,000	\$	-
Other Charges	\$ 25,000	\$ 25,000	\$	-
Total Expenditures/Appropriations	\$ 25,000	\$ 25,000	\$	-
Net Cost	\$ -	\$ -	\$	-

DESCRIPTION OF CHANGES FROM APPROVED RECOMMENDED BUDGET:

Fund Balance has decreased \$1,308 due to lower than anticipated revenue.

Reserve Release has increased \$1,308 due to lower than anticipated fund balance.

ADOPTED BUDGET RESERVE BALANCES FOR 2017-18:

General — \$19,255

Reserve is maintained to provide consistent support of educational programs at Effie Yeaw Nature Center through contributions to the American River Natural History Association. Reserve has decreased \$6,165 from the 2016-17 Adopted Budget.

SCHEDULE:

State Controller Schedule County Budget Act January 2010	County of Sacramento Detail of Financing Sources and Financing Uses Governmental Funds Fiscal Year 2017-18	Schedule 9
---	--	-------------------

Budget Unit **6460000 - Fish And Game Propagation**
 Function **RECREATION & CULTURAL SERVICES**
 Activity **Recreation Facilities**
 Fund **002A - FISH AND GAME**

Detail by Revenue Category and Expenditure Object	2015-16 Actual	2016-17 Actual	2016-17 Adopted	2017-18 Requested	2017-18 Recommended
1	2	3	4	5	6
Fund Balance	\$ 4,485	\$ 1,857	\$ 1,857	\$ -	(1,308)
Reserve Release	-	-	-	4,857	6,165
Fines, Forfeitures & Penalties	22,726	18,646	24,000	20,000	20,000
Revenue from Use Of Money & Property	13	189	-	143	143
Total Revenue	\$ 27,224	\$ 20,692	\$ 25,857	\$ 25,000	\$ 25,000
Reserve Provision	\$ 368	\$ -	\$ -	\$ -	-
Other Charges	25,000	22,000	25,857	25,000	25,000
Total Expenditures/Appropriations	\$ 25,368	\$ 22,000	\$ 25,857	\$ 25,000	\$ 25,000
Net Cost	\$ (1,856)	\$ 1,308	\$ -	\$ -	-

2017-18 PROGRAM INFORMATION

BU: 6460000 Fish And Game Propagation

Appropriations	Reimbursements	Federal Revenues	State Revenues	Realignment	Pro 172	Fees	Other Revenues	Fund Balance	Net Cost	Positions	Vehicles
----------------	----------------	------------------	----------------	-------------	---------	------	----------------	--------------	----------	-----------	----------

FUNDED

Program No. and Title: 001 Fish and Game Propagation

25,000	0	0	0	0	0	0	20,143	4,857	0	0.0	0
--------	---	---	---	---	---	---	--------	-------	---	-----	---

Program Type: Discretionary

Countywide Priority: 4 -- Sustainable and Livable Communities

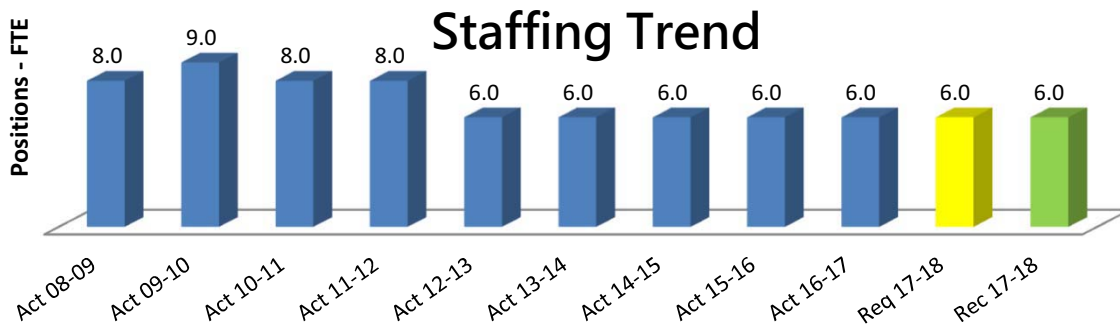
Strategic Objective: C1 -- Develop and sustain livable and attractive neighborhoods and communities

Program Description: Interpretive education programs for school children and the public. The program teaches about the Sacramento area's natural and historical resources, which encourages the preservation of natural, cultural and historic resources in Sacramento County.

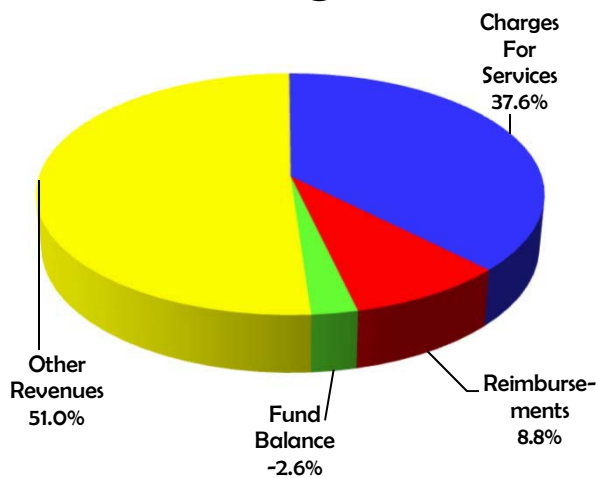
FUNDED

25,000	0	0	0	0	0	0	20,143	4,857	0	0.0	0
--------	---	---	---	---	---	---	--------	-------	---	-----	---

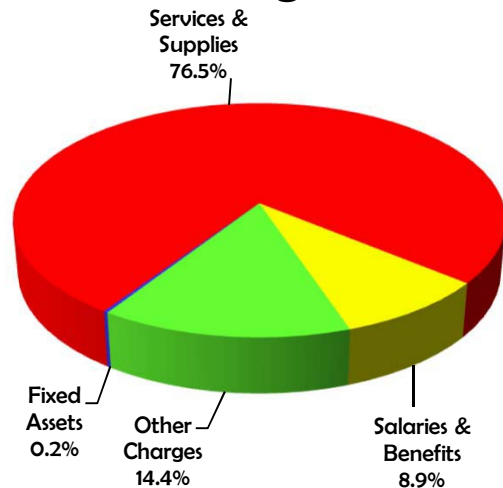
DEPARTMENTAL STRUCTURE
JEFF LEATHERMAN, DIRECTOR



Financing Sources



Financing Uses



Summary					
Classification	2015-16 Actual	2016-17 Actual	2016-17 Adopted	2017-18 Requested	2017-18 Recommend
1	2	3	4	5	6
Total Requirements	7,931,512	7,069,747	8,071,213	7,617,665	7,540,068
Total Financing	7,968,804	6,844,871	8,071,213	7,617,665	7,540,068
Net Cost	(37,292)	224,876	-	-	-
Positions	6.0	6.0	6.0	6.0	6.0

PROGRAM DESCRIPTION:

Manage three championship golf courses with fee management agreements: Ancil Hoffman, Cherry Island and Mather Golf Course. Manage long-term lease for Campus Commons Golf Course.

MISSION:

To provide the highest quality public golf course facilities and services to the widest range of county residents and visitors to the region, at competitive prices.

GOAL:

To make Sacramento County a destination for golfers and increase the number of rounds played on county golf courses.

SIGNIFICANT DEVELOPMENTS DURING 2016-17:

- A Request for Proposal was released for the Fee Management Agreement for Mather Golf Course.
- Significant rain storms and flooding damaged courses, and kept golf courses closed to the public, resulting in decreased revenues.

2017-18 APPROVED RECOMMENDED BUDGET

SIGNIFICANT CHANGES FOR 2017-18:

Drainage work at Mather Golf Course will be completed to help address on-going issues with prolonged water on the course after rainstorms.

RECOMMENDED FUND BALANCE CHANGES FOR 2017-18:

The estimated Fund Balance has decreased \$371,834 due to decreased revenues in Fiscal Year 2016-17, as a direct result of the extended rains and subsequent flooding and/or temporary closures of the golf courses.

FISCAL YEAR 2017-18 BUDGET RECOMMENDED FOR ADOPTION

ADJUSTMENTS TO APPROVED RECOMMENDED 2017-18 BUDGET				
Budget Unit: 6470000 - Golf				
Detail by Revenue Category and Expenditure Object	Approved Recommended Budget 2017-18	Recommended For Adopted Budget 2017-18	Variance	
Fund Balance	\$ (334,541)	\$ (224,872)	\$	109,669
Revenue from Use Of Money & Property	4,513,804	4,447,954		(65,850)
Charges for Services	3,418,402	3,296,986		(121,416)
Miscellaneous Revenues	20,000	20,000		-
Total Revenue	\$ 7,617,665	\$ 7,540,068	\$	(77,597)
Salaries & Benefits	\$ 758,574	\$ 737,155	\$	(21,419)
Services & Supplies	5,060,168	4,944,189		(115,979)
Other Charges	1,246,431	1,196,563		(49,868)
Equipment	20,000	20,000		-
Expenditure Transfer & Reimbursement	532,492	642,161		109,669
Total Expenditures/Appropriations	\$ 7,617,665	\$ 7,540,068	\$	(77,597)
Net Cost	\$ -	\$ -	\$	-
Positions	6.0	6.0		0.0

DESCRIPTION OF CHANGES FROM APPROVED RECOMMENDED BUDGET:

- Appropriations have decreased \$77,597 due to reductions of expenditures to balance budget.
- Revenues have decreased \$187,266 due to a downward trend in food and beverage sales and range and cart fee revenues.
- Fund Balance has increased \$109,669 due to an overall reduction in expenditures in the prior year.

SCHEDULE:

State Controller Schedule County Budget Act January 2010	County of Sacramento Detail of Financing Sources and Financing Uses Governmental Funds Fiscal Year 2017-18	Schedule 9
---	--	-------------------

Budget Unit **6470000 - Golf**
 Function **RECREATION & CULTURAL SERVICES**
 Activity **Recreation Facilities**
 Fund **018A - GOLF**

Detail by Revenue Category and Expenditure Object	2015-16 Actual	2016-17 Actual	2016-17 Adopted	2017-18 Requested	2017-18 Recommended
1	2	3	4	5	6
Fund Balance	\$ 104,192	\$ 37,293	\$ 37,293	\$ (334,541)	\$ (224,872)
Revenue from Use Of Money & Property	4,618,237	4,142,477	4,582,985	4,513,804	4,447,954
Charges for Services	3,223,507	2,649,440	3,428,935	3,418,402	3,296,986
Miscellaneous Revenues	22,868	15,661	22,000	20,000	20,000
Total Revenue	\$ 7,968,804	\$ 6,844,871	\$ 8,071,213	\$ 7,617,665	\$ 7,540,068
Salaries & Benefits	\$ 708,613	\$ 734,770	\$ 756,895	\$ 758,574	\$ 737,155
Services & Supplies	5,964,806	4,257,265	4,928,505	5,060,168	4,944,189
Other Charges	199,588	1,101,937	1,410,018	1,246,431	1,196,563
Improvements	89,231	-	-	-	-
Equipment	-	19,980	20,000	20,000	20,000
Interfund Charges	1,077,574	1,064,095	1,064,095	1,081,992	1,081,992
Interfund Reimb	(108,300)	(108,300)	(108,300)	(549,499)	(439,830)
Intrafund Charges	361,653	331,665	331,665	328,677	328,677
Intrafund Reimb	(361,653)	(331,665)	(331,665)	(328,678)	(328,678)
Total Expenditures/Appropriations	\$ 7,931,512	\$ 7,069,747	\$ 8,071,213	\$ 7,617,665	\$ 7,540,068
Net Cost	\$ (37,292)	\$ 224,876	- \$	- \$	-
Positions	6.0	6.0	6.0	6.0	6.0

2017-18 PROGRAM INFORMATION

BU: 6470000 Golf

	Appropriations	Reimbursements	Federal Revenues	State Revenues	Realignment	Pro 172	Fees	Other Revenues	Fund Balance	Net Cost	Positions	Vehicles
FUNDED												
<i>Program No. and Title:</i>	001 Golf											
	8,308,576	-768,508	0	0	0	0	7,744,940	20,000	-224,872	0	6.0	2
<i>Program Type:</i>	Discretionary											
<i>Countywide Priority:</i>	4 -- Sustainable and Livable Communities											
<i>Strategic Objective:</i>	C1 -- Develop and sustain livable and attractive neighborhoods and communities											
<i>Program Description:</i>	Management of four public golf courses: Ancil Hoffman, Cherry Island and Mather Golf Course, and long-term lease management for Campus Commons Golf Course.											
FUNDED	8,308,576	-768,508	0	0	0	0	7,744,940	20,000	-224,872	0	6.0	2

Summary

Classification	2015-16 Actual	2016-17 Actual	2016-17 Adopted	2017-18 Requested	2017-18 Recommend
1	2	3	4	5	6
Total Requirements	1,263,538	542,406	3,624,391	218,570	1,519,266
Total Financing	1,607,805	1,843,686	3,624,391	218,570	1,519,266
Net Cost	(344,267)	(1,301,280)	-	-	-

PROGRAM DESCRIPTION:

The budget unit provides for acquisition, development and improvement of County Regional Park’s properties and is funded by grants, donations and other one-time funding sources.

MISSION:

Our mission is to acquire and develop land and other facilities for the recreational use of the residents of Sacramento County and to restore and protect the fragile ecological balance of our natural habitats so that the diverse and abundant wildlife can continue to thrive.

SIGNIFICANT DEVELOPMENTS DURING 2016-17:

- The Chase Drive Trail Connector to the American River Parkway was completed.
- Significant rainstorms and flooding caused trail and facility damage which will need to be repaired.

2017-18 APPROVED RECOMMENDED BUDGET

SIGNIFICANT CHANGES FOR 2017-18:

The Department has identified over \$45 million in unfunded capital improvement projects in the Regional Parks system, which were captured in the Fiscal Year 2017-18 5-year Capital Improvement Plan.

RECOMMENDED BUDGET FUND BALANCE CHANGES FOR 2017-18:

The estimated decrease in available fund balance of \$343,685 from the prior year is due to use of fund balance to complete capital improvement projects.

RECOMMENDED BUDGET RESERVE BALANCES FOR 2017-18:

- **Reserve for American River Parkway — \$3,365**
 - This estimated reserve is maintained to provide funding for capital projects in the American River Parkway. Reserve remains unchanged since Fiscal Year 2016-17 Adopted Budget.
- **Reserve for Loan to County Service Area 4C — \$8,986**
 - This estimated reserve is maintained to provide funding for capital projects in County Service Area 4C. Reserve remains unchanged since Fiscal Year 2016-17 Adopted Budget.

FISCAL YEAR 2017-18 BUDGET RECOMMENDED FOR ADOPTION

ADJUSTMENTS TO APPROVED RECOMMENDED 2017-18 BUDGET				
Budget Unit: 6570000 - Park Construction				
Detail by Revenue Category and Expenditure Object	Approved Recommended Budget 2017-18	Recommended For Adopted Budget 2017-18	Variance	
Fund Balance	\$ 583	\$ 1,301,279	\$ 1,300,696	
Intergovernmental Revenues	-	209,987	209,987	
Miscellaneous Revenues	8,000	8,000	-	
Total Revenue	\$ 8,583	\$ 1,519,266	\$ 1,510,683	
Reserve Provision	\$ -	\$ 209,987	\$ 209,987	
Salaries & Benefits	1,000	1,000	-	
Services & Supplies	33,733	163,220	129,487	
Improvements	505,777	1,676,986	1,171,209	
Expenditure Transfer & Reimbursement	(531,927)	(531,927)	-	
Total Expenditures/Appropriations	\$ 8,583	\$ 1,519,266	\$ 1,510,683	
Net Cost	\$ -	\$ -	\$ -	

DESCRIPTION OF CHANGES FROM APPROVED RECOMMENDED BUDGET:

- Appropriations have increased \$1,300,696 due to the following:
 - Rebudgeting of \$1,090,709 for the following projects:
 - \$359,919 for various Measure A projects.
 - \$152,965 for flood repairs.
 - \$470,050 for the Farm to Futures park development project.
 - \$107,775 for the Wilton Restroom project.
 - Recommended on-going growth requests for two multi-year grants including \$209,987 in net appropriations.
- Reserve Provision has increased by \$209,987 due to higher than anticipated fund balance.
- Revenues have increased \$209,987 due to the following recommended on-going growth requests for two multi-year grants:
 - \$129,487 in Delta Conservancy Proposition 1 and Environmental Enhancement Fund revenue.
 - \$80,500 in Housing Related Parks Program grant revenue.

DESCRIPTION OF CHANGES FROM APPROVED RECOMMENDED BUDGET (cont.):

- Fund Balance has increased \$1,300,696 due to timing of expenses and reimbursements for various projects.
- Growth details are included in the Program Information – Growth Requests Recommended for September section of this budget unit.

CAPITAL IMPROVEMENT PLAN (CIP) FOR 2017-18:

For detailed information regarding 2017-18 capital projects and operating impacts by project, please refer to Fiscal Year 2017-18 Capital Improvement Plan.

ADOPTED BUDGET RESERVE BALANCES FOR 2017-18:

- **General — \$209,987**
 - This reserve has been established to set aside and reconcile higher than anticipated fund balance. Reserve reflects an increase of \$209,987 from the 2016-17 Adopted Budget.
- **Reserve for American River Parkway — \$3,365**
 - Reserve is maintained to provide funding for capital projects in the American River Parkway. Reserve reflects no change.
- **Reserve for Loan to County Service Area 4C — \$8,986**
 - Reserve is maintained to provide funding for capital projects in the CSA 4C. Reserve reflects no change.

SCHEDULE:

State Controller Schedule County Budget Act January 2010	County of Sacramento Detail of Financing Sources and Financing Uses Governmental Funds Fiscal Year 2017-18	Schedule 9
---	--	-------------------

Budget Unit **6570000 - Park Construction**
 Function **GENERAL**
 Activity **Plant Acquisition**
 Fund **006A - PARKS CONSTRUCTION**

Detail by Revenue Category and Expenditure Object	2015-16 Actual	2016-17 Actual	2016-17 Adopted	2017-18 Requested	2017-18 Recommended
1	2	3	4	5	6
Fund Balance	\$ 1,582,085	\$ 344,268	\$ 344,268	\$ 583	\$ 1,301,279
Revenue from Use Of Money & Property	2,726	9,865	-	-	-
Intergovernmental Revenues	7,681	1,475,370	1,906,573	209,987	209,987
Miscellaneous Revenues	15,313	14,183	1,373,550	8,000	8,000
Total Revenue	\$ 1,607,805	\$ 1,843,686	\$ 3,624,391	\$ 218,570	\$ 1,519,266
Reserve Provision	\$ -	\$ -	\$ -	\$ -	\$ 209,987
Salaries & Benefits	536	638	1,000	1,000	1,000
Services & Supplies	85,164	58,906	89,370	1,240,910	163,220
Land	-	650,000	2,470,050	-	-
Improvements	1,965,071	635,493	1,866,602	586,277	1,676,986
Interfund Reimb	(787,233)	(802,631)	(802,631)	(1,609,617)	(531,927)
Total Expenditures/Appropriations	\$ 1,263,538	\$ 542,406	\$ 3,624,391	\$ 218,570	\$ 1,519,266
Net Cost	\$ (344,267)	\$ (1,301,280)	\$ -	\$ -	\$ -

2017-18 PROGRAM INFORMATION

BU: 6570000 Park Construction

Appropriations	Reimbursements	Federal Revenues	State Revenues	Realignment	Pro 172	Fees	Other Revenues	Fund Balance	Net Cost	Positions	Vehicles
FUNDED											

Program No. and Title: **001** Park Construction

1,841,206	-531,927	0	0	0	0	0	8,000	1,301,279	0	0.0	0
-----------	----------	---	---	---	---	---	-------	-----------	---	-----	---

Program Type: Discretionary

Countywide Priority: 4 -- Sustainable and Livable Communities

Strategic Objective: C1 --Develop and sustain livable and attractive neighborhoods and communities

Program Description: Provides the mechanism to allocate grant funds to park construction and land acquisition projects and monitor expenditures of projects; projects are generally multiyear; program is fully funded by grants and donations.

FUNDED											
1,841,206	-531,927	0	0	0	0	0	8,000	1,301,279	0	0.0	0

GROWTH REQUEST RECOMMENDED FOR SEPTEMBER

Program No. and Title: **001** Parks Construction

129,487	0	0	129,487	0	0	0	0	0	0	0.0	0
---------	---	---	---------	---	---	---	---	---	---	-----	---

Program Type: Discretionary

Countywide Priority: 4 -- Sustainable and Livable Communities

Strategic Objective: C1 --Develop and sustain livable and attractive neighborhoods and communities

Program Description: Valensin-Horseshoe Lake Restoration, Phase 2: Restoration of 10-acres of priority freshwater wetlands along Badger Creek for the state and federally-listed threatened garter snake. This is a multi-year project funded through grant funds from the Delta Conservancy, Proposition 1 and the Environmental Enhancement Fund, with matching funds/staff in-kind services provided by Regional Parks and the Bureau of Land Management.

Program No. and Title: **001** Parks Construction

80,500	0	0	80,500	0	0	0	0	0	0	0.0	0
--------	---	---	--------	---	---	---	---	---	---	-----	---

Program Type: Discretionary

Countywide Priority: 4 -- Sustainable and Livable Communities

Strategic Objective: C1 --Develop and sustain livable and attractive neighborhoods and communities

Program Description: American River Parkway: Camp Fire Day Campsite Improvements at River Bend Park: this includes a portion of costs for the installation of a restroom/shower, storage building, parking, walks and picnic table pads, picnic tables, group shelters, fencing and entry gates, a flagpole, interpretive signs and an information kiosk. This is a multi-year project funded through a Housing Related Parks Program grant.

GROWTH REQUEST RECOMMENDED FOR SEPTEMBER											
209,987	0	0	209,987	0	0	0	0	0	0	0.0	0

Appropriations	Reimbursements	Federal Revenues	State Revenues	Realignment	Pro 172	Fees	Other Revenues	Fund Balance	Net Cost	Positions	Vehicles
----------------	----------------	------------------	----------------	-------------	---------	------	----------------	--------------	----------	-----------	----------

GROWTH REQUEST NOT RECOMMENDED

Program No. and Title: **001** Park Construction

800,000	-800,000	0	0	0	0	0	0	0	0	0	0
---------	----------	---	---	---	---	---	---	---	---	---	---

Program Type: Discretionary

Countywide Priority: 4 -- Sustainable and Livable Communities

Strategic Objective: C1 --Develop and sustain livable and attractive neighborhoods and communities

Program Description: Funding for the repairs of the Ancil Hoffman Park parking lots and replacement of the Ancil Hoffman Park Fence. Funding is contingent on approval of Regional Parks growth request.

Program No. and Title: **001** Park Construction

277,690	-277,690	0	0	0	0	0	0	0	0	0	0
---------	----------	---	---	---	---	---	---	---	---	---	---

Program Type: Discretionary

Countywide Priority: 4 -- Sustainable and Livable Communities

Strategic Objective: C1 --Develop and sustain livable and attractive neighborhoods and communities

Program Description: Funding for the repairs of the Gibson Ranch Park parking lot and roads. Funding is contingent on approval of Regional Parks growth request.

GROWTH REQUEST NOT RECOMMENDED											
1,077,690	-1,077,690	0	0	0	0	0	0	0	0	0	0